

### MODEL MX183, MX184, MX185 MICROPHONES



### OVERVIEW

Models MX183, MX184, and MX185 are wired lavalier electret condenser microphones designed for speech and vocal pickup, general purpose sound reinforcement, recording, and remote monitoring applications. They can be clipped

to neckties, lapels, and other articles of clothing. Interchangeable cartridges make it possible to easily reconfigure microphone coverage as the need arises.

### FEATURES

- Wide dynamic range and frequency response for accurate sound reproduction across the audio spectrum
- Interchangeable cartridges that provide an optimal choice for each application
- Rotatable tie-clip that pivots in 90° increments for placement flexibility
- Supplied snap-fit foam windscreen that controls breath noise and stays on securely
- Balanced, transformerless output for increased immunity to noise over long cable runs
- Supplied dual tie clip holds two microphones for dual miking applications

### MODEL VARIATIONS

**MX183 (Omnidirectional):** Provides low handling noise. Pickup angle = 360°.

**MX184 (Supercardioid):** Provides high rejection of ambient noise and narrow pickup angle. Use of windscreen highly

recommended. Pickup angle (–3 dB) = 115°.

**MX185 (Cardioid):** Provides good rejection of ambient noise. Use of windscreen highly recommended. Pickup angle (–3 dB) = 130°.

### SPECIFICATIONS

#### Type

Condenser (electret bias)

#### Frequency Response See Figure 2

50 to 17,000 Hz

#### Polar Pattern See Figure 3

MX183: Omnidirectional

MX184: Supercardioid

MX185: Cardioid

#### Output Impedance

EIA rated at 150 Ω (180 Ω actual)

#### Open Circuit Sensitivity (at 1 kHz, ref. 1V/Pascal\*)

MX183: –27.5 dB (42.2 mV)

MX184: –33.5 dB (21.1 mV)

MX185: –35.0 dB (17.0 mV)

\*1 Pascal = 94 dB SPL

#### Max SPL (1kHz at 1%THD, 1 kΩ load)

MX183: 116.7 dB

MX184: 122.7 dB

MX185: 124.2 dB

#### Equivalent Output Noise (A-weighted)

MX183: 20.5 dB

MX184: 26.5 dB

MX185: 28.0 dB

#### Signal to Noise Ratio (referenced at 94 dB SPL)

MX183: 73.5 dB

MX184: 67.5 dB

MX185: 66.0 dB

#### Dynamic Range at 1 kΩ load

96.2 dB

#### Power Requirements

11 to 52 Vdc phantom, 2.0 mA

**Common Mode Rejection**

45.0 dB minimum

**Polarity**

Positive sound pressure on diaphragm produces positive voltage on pin 2 relative to pin 3 of output XLR connector.

**Environmental Conditions**

Operating Temperature Range: -18° to 57° C (0° to 135° F)

Storage Temperature Range: -29° to 74° C (-20° to 165° F)

**Cable**

Shielded 1.2 meter (4 ft.) cable terminated with a 4-Pin Female Mini Connector (TA4F)

**Dimensions**

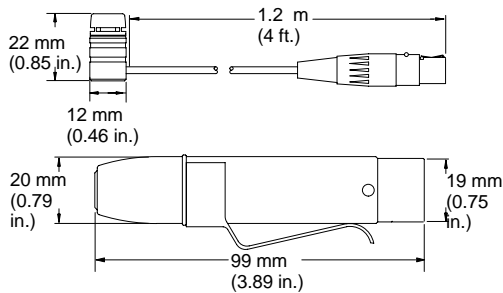
See Figure 1

**CERTIFICATION**

Eligible to bear CE Marking. Conforms to European EMC Directive 89/336/EEC. Meets applicable tests and performance criteria in European Standard EN55103 (1996) parts 1 and 2, for residential (E1) and light industrial (E2) environments.

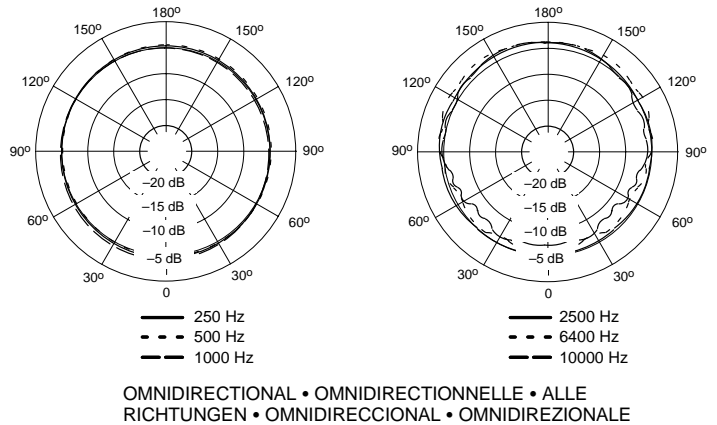
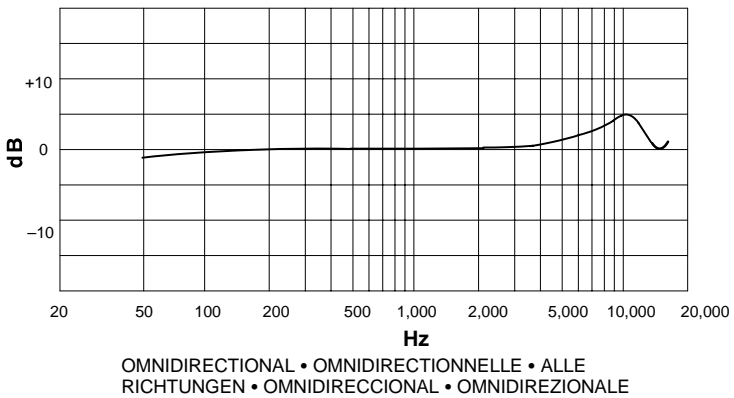
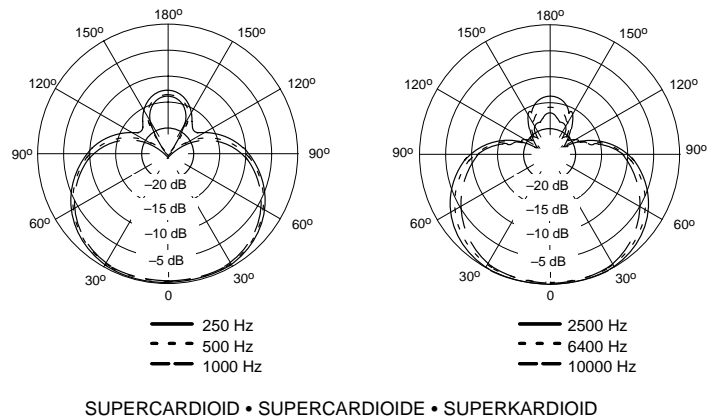
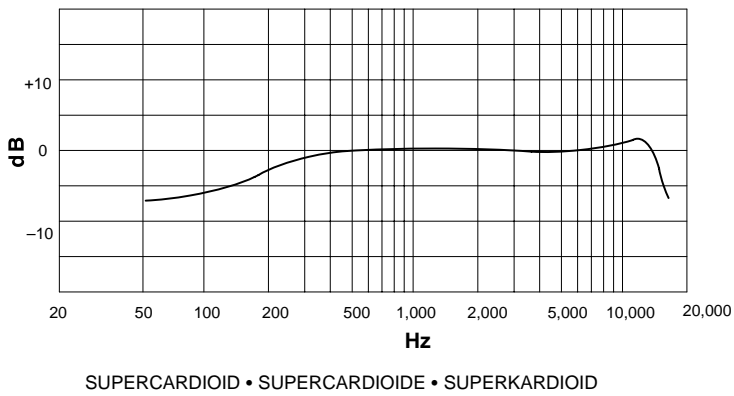
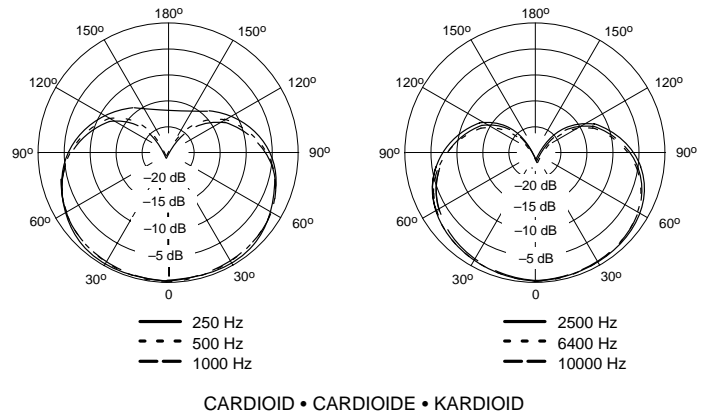
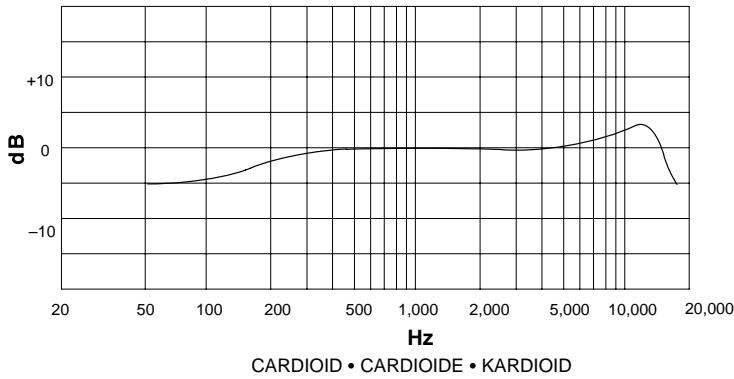
**REPLACEMENT PARTS**

Omnidirectional Cartridge	R183B
Supercardioid Cartridge	R184B
Cardioid Cartridge	R185B
Preamp Kit (Phantom)	RK183PK
Battery/Phantom Powered Preamplifier	MX1BP
Snap-Fit Windscreens (4 per pkg.)	RK183WS
Small Foam Windscreens (4 per pkg.)	RK261WS
Tie Clips (2 per pkg.)	RK183T1
Dual Tie Clip	RK183T2
4-Pin Female Mini Connector (TA4F)	WA330
Replacement Cable	C122



DIMENSIONS

**FIGURE 1**



TYPICAL FREQUENCY RESPONSE  
 COURBE DE RÉPONSE TYPIQUE  
 TYPISCHER FREQUENZGANG  
 RESPUESTA DE FRECUENCIA TIPICA  
 RISPOSTA IN FREQUENZA TIPICA

TYPICAL POLAR PATTERNS  
 COURBES DE DIRECTIVITÉ TYPIQUES  
 TYPISCHE POLARMUSTER  
 PATRONES DE CAPTACION POLAR TIPICOS  
 DIAGRAMMI POLARI TIPICI

**FIGURE 2 • ABBILDUNG 1 • FIGURA 1**

**FIGURE 3 • ABBILDUNG 2 • FIGURA 2**