



Supplied with **cable**, carrying case, black and white cable clips, wind screen and 3 protective caps.

# E6 OMNIDIRECTIONAL EARSET MICROPHONE

The Countryman E6 Earset microphone is a world-class vocal mic so unobtrusive it's barely seen as it delivers high-quality voice pickup, while rejecting surrounding noise and feedback. An ultra-miniature electret condenser element is held close to the mouth by a thin boom and comfortable earclip. The entire assembly weighs less than one-tenth ounce and virtually disappears against the skin, so performers forget they're even wearing a mic. The omnidirectional element is nearly immune to wind and breath pops, even when used without a windscreen, while the boom keeps it very close to the mouth for excellent isolation.

## Unobtrusive

Countryman Earsets are the smallest, lightest, and least visible head-worn microphones.

## Rugged and Reliable

Stainless steel, skin-colored almost unbreakable boom can be bent and re-bent many times to fit different performers. The E6 is exceptionally resistant to makeup, sweat and moisture when used with the supplied protective caps. Caps and cable are field-replaceable without tools.

## Versatile

Soft, highly flexible boom is easily shaped right on the performer's face. Available in multiple skin-like colors. Changeable protective caps let you shape the frequency response for different situations or to match other microphones. Versions available for different speaking or singing styles, with up to 140 dB SPL capability.

## Exceptional Sound Quality

Frequency response is better than 20 Hz to 20 kHz  $\pm 3$  dB, with  $>100$  dB dynamic range. Countryman Earsets sound like a world-class, full size performance mic but hands-free, and the performer has complete freedom.

## Excellent Isolation

Easy adjustment keeps the mic in the perfect position for rejecting non-vocal sounds. Countryman omnidirectional Earsets reduce feedback an average of 12dB compared to an omnidirectional lavalier. Excellent for houses of worship, theater, and outdoor events.

## Replaceable cables

With other microphones a worn cable requires purchasing a completely new mic. An E6 replacement cable easily replaces it in less than a minute. Quick-connect miniature 1 mm or 2 mm super rugged cables are available for almost any wireless transmitter or phantom mic input providing 3 - 48 V.

**Frequency Response :** 20 Hz to 20 kHz

**Operating Current :** 500  $\mu$ A

**Operating Voltage :** 1 to 2 Volts

**Power Supply Voltage :**

+3 V with 2.7 kOhm Load

+5 V with 6.8 kOhm Load

+9 V with 15 kOhm Load

**Weight :** .07 oz (2 grams)

The E6 Earset is available in three sensitivities:

**Model E6OW5** for general speaking

**Sensitivity:** 7.0 mV/Pascal

**Equivalent Acoustic Noise:** 24 dBA SPL

**Overload Sound Level:** 120 dB SPL

**Model E6OW6** for strong speaking and vocals

**Sensitivity:** 2.0 mV/Pascal

**Equivalent Acoustic Noise:** 29 dBA SPL

**Overload Sound Level:** 130 dB SPL

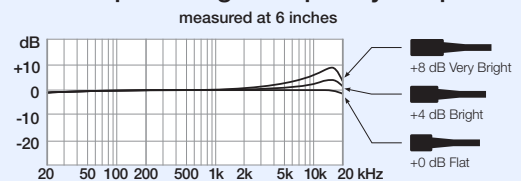
**Model E6OW7** for powerful vocals

**Sensitivity:** 0.70 mV/Pascal

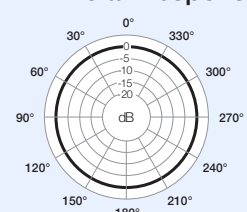
**Equivalent Acoustic Noise:** 39 dBA SPL

**Overload Sound Level:** 140 dB SPL

## How Caps Change Frequency Response



## 1 kHz Polar Response




# E6 Omnidirectional: Frequently Asked Questions



## When should I choose a directional Earset?


Only Countryman Earsets offer omni and directional versions, giving the user some exceptional advantages. The omni Earset rejects unwanted sound and feedback better than a lavalier almost anyway you wear it, so it's very user-friendly for new and experienced users alike. It's ideal for anyone working with a PA system covering a room without stage monitors. For situations where there are loud monitors, extreme feedback or environmental noise, choose the Countryman directional Earset (marked with a green band). It's much smaller and less obtrusive compared to anything else on the market. For more information on directional Earsets, see your dealer or download a copy from our web site. Or simply call us if you have a question.



## Should I choose the E6 or the E6i?

The classic E6 is recommended when one person wears the microphone. Because it is stiffer and holds its shape well, it can be adjusted to fit the user's face, stored away, and quickly unpacked and worn with a minimum of fuss.

The E6i adds a new, soft, highly-flexible boom and a larger silicone rubber ear piece. When multiple users share a mic, the E6i is the best choice. The soft boom is fantastically durable and the extreme flexibility makes changing users a breeze.



## How do I choose the right color for my skin tone?

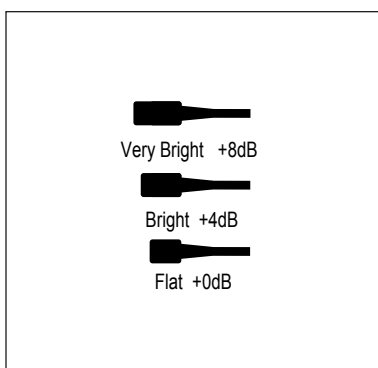
Tan is the most popular color choice, because it works perfectly for average Caucasian skin tones, as well as olive complexions. Light beige works well in theatrical applications due to its slightly pink undertone, which is also appropriate for extremely fair skin. Cocoa is the ideal choice for African American skin tones ranging from very light to chocolate, and black is appropriate for extremely dark skin, or for situations where you want the mic to be visible. When in doubt, choose the darker option. That's because a mic that's too light can resemble a scar or blemish, while a mic that's slightly darker than the background tends to blend much better and draws less attention.



## Which sensitivity should I choose?

Making a microphone more sensitive to catch soft sounds means it will overload sooner for loud sounds. Because sound pressure levels vary between individuals and applications, we provide three sensitivities with three overload or clipping characteristics.

- The most sensitive (W5, no band) is for general speaking, such as presentations or sermons
- The middle sensitivity (W6, blue band) is for vocals and strong speaking, such as in theater
- The most powerful vocals require the least sensitive mic (W7, purple band) with the highest overload sound level



## Which cap should I use?

The Earset should always be used with a protective cap in place to keep sweat, makeup and other foreign material out of the microphone. The three omni caps each have a different high frequency response characteristic that controls the amount of "crispness" or "sibilance" (response at 15 kHz).

The omni ships with the +4 dB protective cap fitted to the mic. We have found that this cap's frequency response meets the needs of the majority of users, providing a slightly increased response in the 15 kHz range. This will boost the perceived amount of "presence" in your sound, while leaving the lower frequencies unchanged. If you experience problems with high-frequency feedback, you should switch to the 0 dB cap.