



PRODUCT HIGHLIGHTS

- Converts A-Net digital stream to 16 analog audio channels
- 16 balanced mic- or line-level outputs
- 48kHz, 24-bit D/A converters
- Two-position output level switch per channel pair
- Unlimited splits and digital copies
- Optional AN-16SBR System Bridge
- Cat-5e cable runs up to 500 feet (150 meters)

The AN-16/o Output Module is a 1U rack-mount 16-channel digital-to-analog converter for Pro16™ digital snake and audio distribution systems. Digital audio is input on standard Cat-5e cable, via Aviom's A-Net® Pro16 digital audio transmission protocol, and converted to analog using 24-bit, 48kHz converters. Sixteen balanced analog outputs are provided on the rear panel.

Each pair of channels has a two-position output level switch, for selecting mic- or line-level outputs. Each channel features front-panel LEDs for signal present and clip.

The AN-16/o features rugged DB25 multipin connectors for analog audio outputs, reducing set-up time and adding the security of a locking connection. All network connections

utilize heavy duty locking Neutrik® EtherCon® connectors.

Digital connections include A-Net In, A-Net Out, and A-Net Expansion. The A-Net Out jack provides a lossless digital split of the A-Net In audio data stream, while the A-Net Expansion jack allows two 16-channel A-Net streams to be combined onto a single Cat-5e cable. With the optional AN-16SBR System Bridge, up to 64 channels can be combined onto a single Cat-5e cable in a variety of configurations (16x0, 32x0, 48x0, 64x0, 16x16, 32x16, 32x32, and 48x16).

The AN-16/o can be used with any Pro16 input module or console interface card, and there is no limit to the number of output modules in a single system.

AN-16/o OUTPUT MODULE SPECIFICATIONS

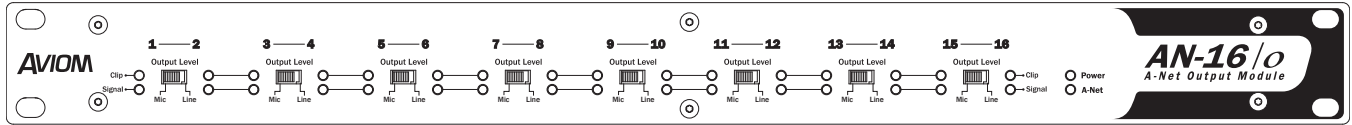
Audio Outputs	16 channels, balanced, switchable mic- or line-level
	DB25 multipin connectors (2)
	Impedance balanced output
D/A Conversion	48kHz, 24-bit
Operating Levels	+4dBu, -17dBu
	2-position switch, per channel pair
Metering	LEDs; green: Signal Present; red: Clip; per channel
Output Impedance	430 ohms
Freq. Response	4Hz-22kHz +0.2dB/-3dB
THD +N	< 0.003%
Crosstalk	-90dB
Signal to Noise (unweighted)	90dB typical, A/D to D/A
	Measured from AN-16/i to AN-16/o Output Module
Bit Error Rate (BER)	10 ⁻¹²
Digital Connections	A-Net In: 1; A-Net Out: 1; A-Net Expansion: 1; Neutrik EtherCon connectors

A-Net	A-Net Expansion allows 32 channels of audio to be transmitted over one Cat-5e cable when using two Input Modules and two Output Modules uses unshielded Cat-5e UTP (or better) cable
Latency	0.880 msec (measured from analog input to analog output)
Power Supply	External, DC, universal switching type Input Voltage 100-240 volts, 50/60Hz, 30VA Output Voltage 18-24 VDC, 0.5 amp Plug Size 2 mm
Dimensions	19" (482.6 mm) wide x 5.75" (146 mm) deep; 1U high
Weight	6.8 lbs. (3.08 kilo)
Options	AN-16SBR System Bridge; used to combine up to four A-Net streams for transmission over one Cat-5e cable

All Aviom products are designed and manufactured in the USA.

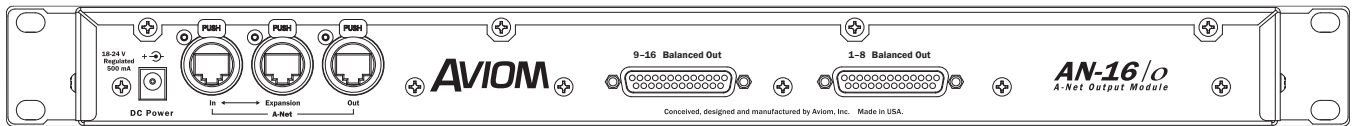
FRONT PANEL FEATURES

- LED Meters: Signal and Clip
- Output Level: Mic or Line

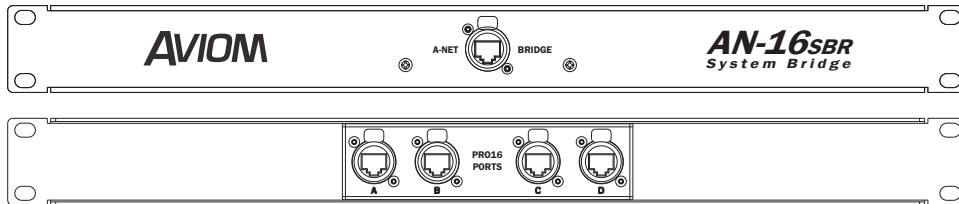


REAR PANEL FEATURES

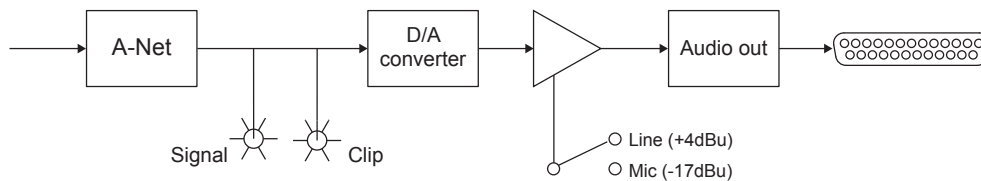
- DB25 multipin outputs
- A-Net Out
- A-Net In
- A-Net Expansion



**Optional AN-16SBR System Bridge
Four A-Net In, One A-Net Bridge Out**



AN-16/o BLOCK DIAGRAM



ARCHITECTURAL SPECIFICATION

The Aviom AN-16/o shall provide sixteen channels of digital-to-analog conversion from signals transmitted digitally via an A-Net® network. It shall provide full-bandwidth, high-quality audio by employing the Aviom A-Net audio transmission protocol. It shall employ 24-bit D/A converters with a 48kHz sampling rate.

It shall have a frequency response from 4Hz to 22kHz, +0/-0.3dB or better, with total harmonic distortion no more than 0.003% at 1kHz with a +4dBu input signal. Maximum input level without clipping shall be +22dBu. Output level for each channel pair shall be selectable from a front-panel two-position switch, with settings of mic- or line-level. Output impedance shall be 430 ohms.

Front panel per-channel features shall include LED indicators for Signal and Clip. A front-panel power LED shall be provided.

Rear panel features shall include a detachable DC power cord. The unit shall be powered from an external universal power supply (input voltage 100 to 240VAC; output voltage 18-24VDC, 0.5 amps). It shall be UL and CE listed.

The rear panel shall have Neutrik® EtherCon® connectors for A-Net digital signal input and output, as well as for the A-Net Expansion connections.

The AN-16/o model shall employ two DB25 multipin connectors for the sixteen analog audio outputs.

Its dimensions shall be 19 inches wide, 9 inches deep, and 1U (1.75 inches) high. Its net weight shall be 6.8 pounds, and its steel chassis shall be finished in blue. The unit shall be Aviom, Inc. model AN-16/o.