



Middle Atlantic Products, Inc.

middleatlantic.com

## WRK-SA Series Enclosure

EIA/TIA Compliant

SEISMIC CERTIFIED

C(UL) US LISTED

Wide stand-alone design ideal for accommodating large cable bundles

### Features

- Fully welded construction with 2,500 lb. weight capacity
- Pre-configured WRK-24MDK presentation enclosure system available
- Seismic certified (when used with WRK-Z4 option) with an Ip value of 1.5
- 24-1/4" OD width, available 27-5/8" or 32-5/8" OD depth
- 1/2", 3/4", 1" & 1-1/2" electrical knockouts on split rear plates top & bottom, easily removable for cable pass-through, top plates additionally include UHF/VHF knockouts
- 2 extra-wide pairs of 11-gauge 10-32 threaded rackrail with numbered rackspace increments
- Keylocked solid rear door standard, optional vented rear doors available
- Open top with configurable top panel options
- Durable black textured powder coat finish
- UL Listed in the US and Canada



WRK-44SA-32



WRK-24MDK

### Architects' and Engineers' Specifications

Stand-alone equipment rack shall be Middle Atlantic Products model # WRK-\_\_\_ (see chart for available models). Overall dimensions of rack shall be \_\_\_"H x \_\_\_"W x \_\_\_"D (refer to chart). Useable height shall be \_\_\_ rackspace, useable depth shall be \_\_\_" (refer to chart). Fully welded construction shall provide a 2,500 lb. weight capacity. Top and bottom shall be 14-gauge steel, horizontal braces shall be 16-gauge steel welded to integral structural side panels of 16-gauge steel giving an 1/8" thick structure, rear door shall be 18-gauge steel; all structural elements shall be finished in a durable black powder coat. Rack shall come equipped with two pairs of 11-gauge steel rackrail with tapped 10-32 mounting holes in universal EIA spacing. Rackrail shall be finished in black e-coat with numbered rackspace. Top and bottom of rack shall have a vertical slotted vent pattern. The WRK shall have a solid locking rear door. Rack shall have removable split rear knockout panels with 1/2", 3/4", 1", and 1-1/2" electrical knockouts installed in base, and removable split rear knockout panels with electrical knockouts and BNC knockouts for UHF/VHF antennae installed in top. Fully welded sides shall feature vertical vent pattern at top and bottom. Grounding and bonding stud shall be 1/4-20 threaded, installed in base of enclosure. WRK-24MDK shall additionally include a 3/4" thick, graphite-marbled laminate top, skirted wheel-base, latching front plexi door, latching vented rear door and front and rear rackrail. WRK Series (excludes WRK-24MDK) enclosures shall satisfy the 1997 UBC and 2001 CBC Seismic Zone 4 and the 2000 IBC, 2003 IBC, 2002 ASCE Standard 7 and 2003 NFPA 5000 Seismic Use Group III lateral force requirements for protecting 900 lbs. of essential equipment in upper floor installations when used with optional WRK-Z4 seismic floor anchor brackets with an Ip value of 1.5. Rack shall be warranted to be free from defects in material or workmanship under normal use and conditions for the lifetime of the product.

#### OPTIONS

- Front doors shall be 16-gauge reinforced steel, model # FD-XX (solid), VFD-XX (vented, 22% open area), LVFD-XX (vented, 64% open area), PFD-XX (plexi), PVFD-44 (vented plexi) (X = # of rackspace of WRK rack)
- Vented rear doors shall be 16-gauge steel model # MW-VRD-44 (vented, top and bottom), MW-LVRD-XX (vented 64% open area-excludes 24 and 37 space rack), (X = # of rackspace of WRK rack), MW-CLVRD-44 (split rear door, vented, 76% open area)
- Top panels multiple styles available in model # MW-ST (solid), #MW-10FT (10" fan), MW-4FT (four 4-1/2" fans), MW-6FT (three 6" fans), MW-VT (vented) and MW-LA (accepts 6" & 12" wide cable ladders). See A&E spec 96-01063 for more details
- Caster base, four casters shall have a total weight capacity of 1300 pounds, model # CBS-WRK-YY (Y = cabinet depth) and be UL Listed in the US and Canada
- Inner platform base (inset base w/out casters) model # BS-WRK-YY (Y = cabinet depth)
- Additional rail kit, 11-gauge, 10-32 threaded, sold in pairs, hardware included, model # WRK-RRXX (X = # of rackspace)
- AXS slide out option available (See AXS Spec sheet 96-052S)

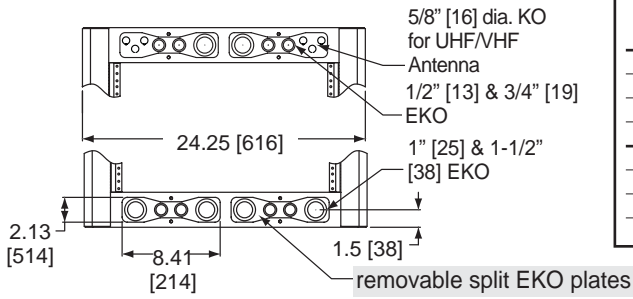
customizable specification clips available at [middleatlantic.com](http://middleatlantic.com)

### Engineered Mounting Solutions

US: New Jersey • California • Illinois • Voice: 973-839-1011 Fax: 973-839-1976 • [middleatlantic.com](http://middleatlantic.com)  
Canada: Ontario • British Columbia • Voice: 613-836-2501 Fax: 613-836-2690 • [middleatlantic.ca](http://middleatlantic.ca)

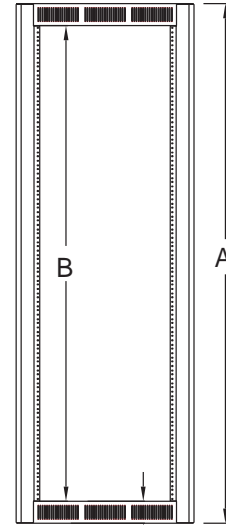


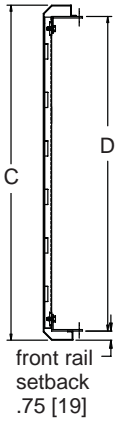
# WRK-SA basic dimensions

## REAR VIEW, TOP & BOTTOM



| Part #      | A<br>OVERALL<br>HEIGHT | B<br>USEABLE<br>HEIGHT | C<br>OVERALL<br>DEPTH | D<br>USEABLE<br>DEPTH | E<br>BASE<br>OPENING DEPTH |
|-------------|------------------------|------------------------|-----------------------|-----------------------|----------------------------|
| WRK-44SA-27 | 83.125 [2111]          | 77.125 [1959]          | 27.625 [702]          | 25.75 [654]           | 24.50 [622]                |
| WRK-40SA-27 | 76.125 [1934]          | 70.125 [1781]          | 27.625 [702]          | 25.75 [654]           | 24.50 [622]                |
| WRK-37SA-27 | 70.875 [1800]          | 64.875 [1648]          | 27.625 [702]          | 25.75 [654]           | 24.50 [622]                |
| WRK-24SA-27 | 48.125 [1222]          | 42.125 [1070]          | 27.625 [702]          | 25.75 [654]           | 24.50 [622]                |
| WRK-44SA-32 | 83.125 [2111]          | 77.125 [1959]          | 32.625 [829]          | 30.75 [781]           | 29.50 [749]                |
| WRK-40SA-32 | 76.125 [1934]          | 70.125 [1781]          | 32.625 [829]          | 30.75 [781]           | 29.50 [749]                |
| WRK-37SA-32 | 70.875 [1800]          | 64.875 [1648]          | 32.625 [829]          | 30.75 [781]           | 29.50 [749]                |
| WRK-24SA-32 | 48.125 [1222]          | 42.125 [1070]          | 32.625 [829]          | 30.75 [781]           | 29.50 [749]                |

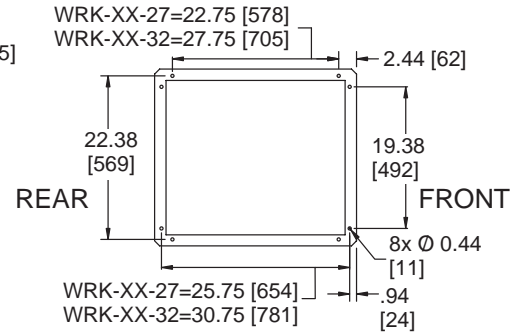
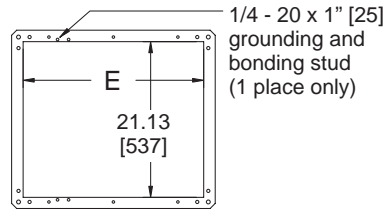
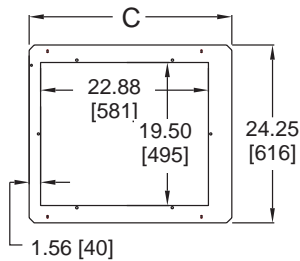
## TOP SIDE SECTIONAL VIEW



## REAR VIEW

## SIDE VIEW

## FRONT VIEW



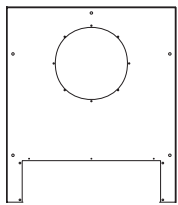
## TOP VIEW

## BOTTOM VIEW

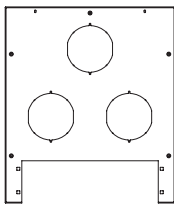
## FLOOR MOUNTING LOCATIONS

All dimensions in inches unless otherwise noted [All dimensions in brackets are in millimeters]

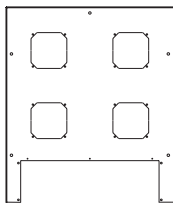
## Top options (removable plate opening accommodates 2 space panel)



MW-10FT accepts 10" fan  
MW-10FT-550CFM includes 10" fan  
MW-10FT-FC includes 10" fan and fan controller

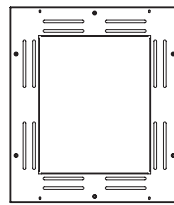


MW-6FT accepts 6" fans  
MW-6FT-660CFM includes 6" fans

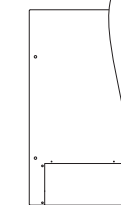


MW-4FT accepts 4-1/2" fans  
MW-4FT-380CFM includes 4-1/2" fans  
MW-4QFT-FC includes 4-1/2" quiet fans and fan controller

accommodates 12" and 6" width cable ladders




MW-LA accepts 6", 9" and 12" width cable ladder



MW-ST solid



MW-VT slot vent



MW-LVT large perf vent

