



Middle Atlantic Products, Inc.

middleatlantic.com

The WRK Series 19" gangable enclosure

Engineered active thermal management keeps equipment cool

Features

- Fully welded construction
- 2,500 lb. weight capacity
- 1/8" thick structural steel internal braces
- UL Listed in the US and Canada
- Seismic certified (when used with WRK-Z4 option) with an IP value of 1.5
- 24-1/4" OD width, available 27-1/2" or 32-1/2" OD depth
- 1/2", 3/4", 1" & 1-1/2" electrical knockouts on rear plates top & bottom, easily removable for cable pass-through, top plate additionally includes UHF / VHF knockouts
- 2 extra-wide pairs of 11-gauge 10-32 threaded rackrail with numbered rackspace increments
- Keylocked solid rear door standard, optional vented rear doors available
- Optional solid, fully vented, plexiglass & vented plexi front doors available
- Open top with configurable top panel options
- Durable black textured powder coat finish



WRK-44-32

Enclosure Accessories

ADDITIONAL RACKRAIL KIT
 CASTER BASE
 COPPER BUSS BAR
 CRATING SERVICE
 DOCUMENT POCKET
 DOOR LATCH
 GANGING HARDWARE
 INNER PLATFORM BASE
 LEVELING FEET
 TOUCH-UP PAINT
 SEISMIC FLOOR ANCHOR BRACKETS
 CONFIGURABLE TOPS
 TOP RAILS
 UNIVERSAL FRONT DOORS
 UNIVERSAL VENTED REAR DOORS
 for details - see Master Catalog or
 visit www.middleatlantic.com

Architects' and Engineers' Specifications

EIA compliant 19" gangable equipment rack shall be Middle Atlantic Products model # WRK-___-___ (see chart for available models). Overall dimensions of rack shall be ___"H x ___"W x ___"D (refer to chart). Useable height shall be ___ rackspaces, useable depth shall be ___" (refer to chart). Fully welded construction shall provide a 2,500 lb. weight capacity. Rack shall be constructed of the following materials: top and bottom shall be 14-gauge steel, horizontal braces shall be 16-gauge steel welded to integral structural side panels of 16-gauge steel giving an 1/8" thick structure, rear door shall be 18-gauge steel, all structural elements shall be phosphate pre-treated and finished in a durable black powder coat. Rack shall come equipped with two pairs of 11-gauge steel rackrail with tapped 10-32 mounting holes in universal EIA spacing. Rackrail shall be finished in black e-coat with numbered rackspaces. Top and bottom of rack shall have a vertical slotted vent pattern. The WRK shall have a solid locking rear door. Rack shall have a removable rear knockout panel with 1/2", 3/4", 1", and 1-1/2" electrical knockouts installed in base, and a removable rear knockout panel with 1/2", 3/4", 1", and 1-1/2" electrical knockouts, and BNC knockouts for UHF/VHF antennas installed in top. Grounding and bonding stud shall be 1/4-20 threaded, installed in base of enclosure. WRK series racks satisfy the 1994 UBC Seismic Zone 4 lateral force requirements for protecting 1,000 lbs. of essential equipment in upper floor installations when used in conjunction with the WRK-Z4 floor anchor brackets. Rack shall be UL Listed in the US and Canada. Rack shall be warrantied to be free from defects in material or workmanship under normal use and conditions for the lifetime of the rack.

OPTIONS

- Front doors shall be 16-gauge reinforced steel, model # FD-XX (solid), VFD-XX (vented, 22% open area), LVFD-XX (vented, 68% open area), PFD-XX (plexi), PVFD-44 (vented plexi) (XX = # of rackspaces of WRK rack)
- Vented rear doors shall be 16-gauge steel, and available as model # MW-VRD-XX, (X = # of rack spaces of WRK rack)
- Removable keylocked side panels shall be constructed of 16-gauge steel with recessed lift handles, model # SPN-XX-YY (X = # of rackspaces, Y = cabinet depth)
- Top panels, 16-gauge steel, with 3-1/2" service plate in 4 styles - model # MW-ST (solid), #MW-10FT (10" fan), #MW-4FT (four 4-1/2" fans), #MW-VT (vented), #MW-LA (accepts 6" & 12" wide cable ladders)
- Caster base, four casters shall have a total weight capacity of 1300 pounds, model # CBS-WRK-YY (Y = cabinet depth)
- Inner platform base (inset base w/out casters) model # BS-WRK-YY (Y = cabinet depth)
- Leveling feet model # LF, shall be 3/8" threaded steel, adjustable from top or bottom, adds 1/4" min. to 1" max. to rack overall height
- Keyless Latch, replaces keylock & fits front & rear doors, model # LATCH
- Lacer strip, heavily perforated, 77" long, 11-gauge steel, model # LACE
- Additional rail kit, 11-gauge, 10-32 threaded, sold in pairs, hardware included, model # WRK-RRXX (X = # of rackspaces)
- Seismic Zone-4 compliancy floor anchor kit, model # WRK-Z4
- AXS slide out option available (See AXS Spec sheet 96-052S)

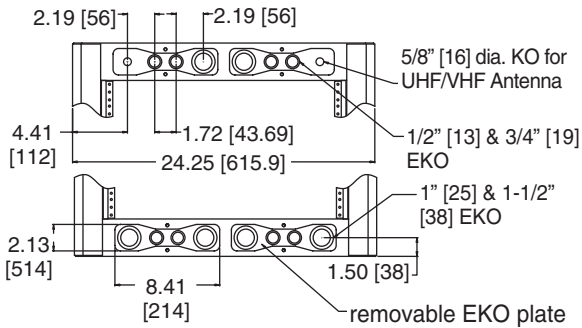
electronic version available at middleatlantic.com

Engineered Mounting Solutions

US: New Jersey • California • Illinois • Voice: 973-839-1011 Fax: 973-839-1976 • middleatlantic.com
 Canada: Ontario • British Columbia • Voice: 613-836-2501 Fax: 613-836-2690 • middleatlantic.ca

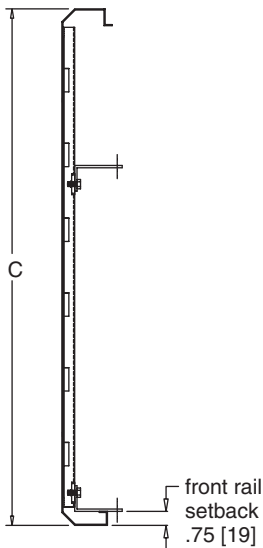
WRK basic dimensions

REAR VIEW, TOP & BOTTOM




Part #	A OVERALL HEIGHT	B USEABLE HEIGHT	C OVERALL DEPTH	D BASE OPENING DEPTH
WRK-44-27	83-1/8 [2111]	77-1/8 [1959]	27-1/8 [701.7]	24-1/2 [622.3]
WRK-40-27	76-1/8 [1934]	70-1/8 [1781]	27-1/8 [701.7]	24-1/2 [622.3]
WRK-37-27	70-7/8 [1800]	64-7/8 [1648]	27-1/8 [701.7]	24-1/2 [622.3]
WRK-24-27	48-1/8 [1222]	42-1/8 [1070]	27-1/8 [701.7]	24-1/2 [622.3]
WRK-44-32	83-1/8 [2111]	77-1/8 [1959]	32-1/8 [828.7]	29-1/2 [749.3]
WRK-40-32	76-1/8 [1934]	70-1/8 [1781]	32-1/8 [828.7]	29-1/2 [749.3]
WRK-37-32	70-7/8 [1800]	64-7/8 [1648]	32-1/8 [828.7]	29-1/2 [749.3]
WRK-24-32	48-1/8 [1222]	42-1/8 [1070]	32-1/8 [828.7]	29-1/2 [749.3]

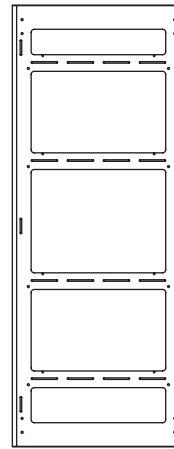
TOP SIDE SECTIONAL VIEW



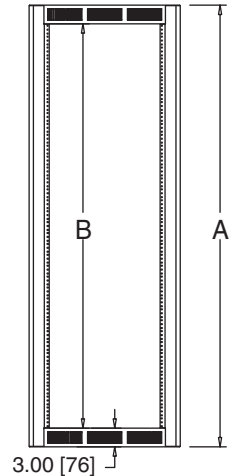
REAR VIEW



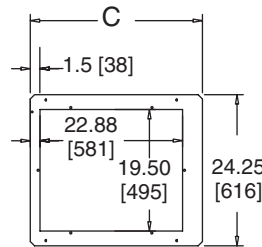
SIDE VIEW



FRONT VIEW

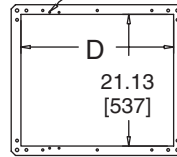


TOP VIEW

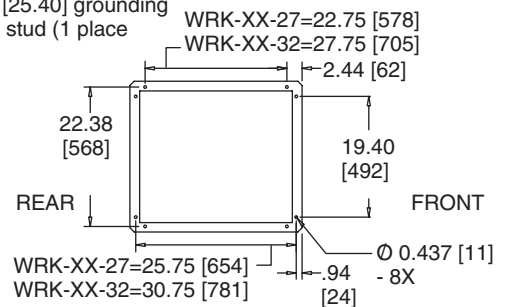


TOP VIEW

1/4 - 20 x 1" [25.40] grounding and bonding stud (1 place only)



BOTTOM VIEW

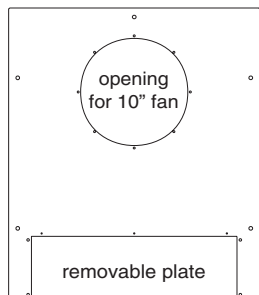


FLOOR MOUNTING LOCATIONS

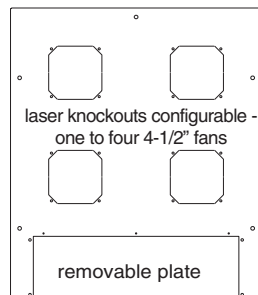


All dimensions in inches unless otherwise noted [All dimensions in brackets are in millimeters]

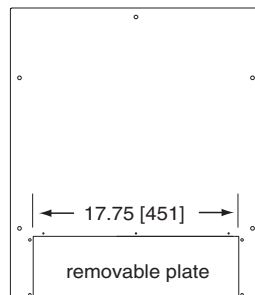
WRK top options (removable plate opening accommodates 2 space panel)



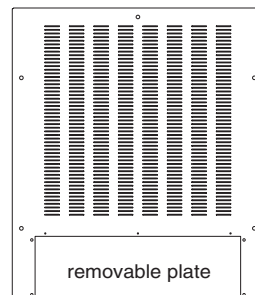
MW-10FT / MW-10FT-FC*



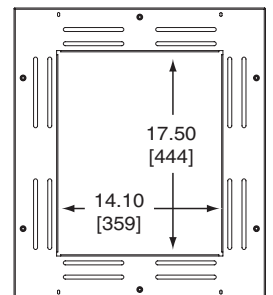
MW-4FT / MW-4QFT-FC*



MW-ST



MW-VT



MW-LA

* Includes fans and thermostatic fan control