



Middle Atlantic Products, Inc.

middleatlantic.com

## The WRK Series 19" gangable enclosure

### Engineered active thermal management keeps equipment cool

#### Features

- Fully welded construction
- 2,500 lb. weight capacity
- 1/8" thick structural steel internal braces
- UL Listed in the US and Canada
- Seismic certified (when used with WRK-Z4 option) with an IP value of 1.5
- 24-1/4" OD width, available 27-1/2" or 32-1/2" OD depth
- 1/2", 3/4", 1" & 1-1/2" electrical knockouts on rear plates top & bottom, easily removable for cable pass-through, top plate additionally includes UHF / VHF knockouts
- 2 extra-wide pairs of 11-gauge 10-32 threaded rackrail with numbered rackspace increments
- Keylocked solid rear door standard, optional vented rear doors available
- Optional solid, fully vented, plexiglass & vented plexi front doors available
- Open top with configurable top panel options
- Durable black textured powder coat finish



WRK-44-32

#### Enclosure Accessories

ADDITIONAL RACKRAIL KIT  
 CASTER BASE  
 COPPER BUSS BAR  
 CRATING SERVICE  
 DOCUMENT POCKET  
 DOOR LATCH  
 GANGING HARDWARE  
 INNER PLATFORM BASE  
 LEVELING FEET  
 TOUCH-UP PAINT  
 SEISMIC FLOOR ANCHOR BRACKETS  
 CONFIGURABLE TOPS  
 TOP RAILS  
 UNIVERSAL FRONT DOORS  
 UNIVERSAL VENTED REAR DOORS  
 for details - see Master Catalog or  
 visit [www.middleatlantic.com](http://www.middleatlantic.com)

#### Architects' and Engineers' Specifications

EIA compliant 19" gangable equipment rack shall be Middle Atlantic Products model # WRK-\_\_\_-\_\_\_ (see chart for available models). Overall dimensions of rack shall be \_\_\_"H x \_\_\_"W x \_\_\_"D (refer to chart). Useable height shall be \_\_\_ rackspaces, useable depth shall be \_\_\_" (refer to chart). Fully welded construction shall provide a 2,500 lb. weight capacity. Rack shall be constructed of the following materials: top and bottom shall be 14-gauge steel, horizontal braces shall be 16-gauge steel welded to integral structural side panels of 16-gauge steel giving an 1/8" thick structure, rear door shall be 18-gauge steel, all structural elements shall be phosphate pre-treated and finished in a durable black powder coat. Rack shall come equipped with two pairs of 11-gauge steel rackrail with tapped 10-32 mounting holes in universal EIA spacing. Rackrail shall be finished in black e-coat with numbered rackspaces. Top and bottom of rack shall have a vertical slotted vent pattern. The WRK shall have a solid locking rear door. Rack shall have a removable rear knockout panel with 1/2", 3/4", 1", and 1-1/2" electrical knockouts installed in base, and a removable rear knockout panel with 1/2", 3/4", 1", and 1-1/2" electrical knockouts, and BNC knockouts for UHF/VHF antennas installed in top. Grounding and bonding stud shall be 1/4-20 threaded, installed in base of enclosure. WRK series racks satisfy the 1994 UBC Seismic Zone 4 lateral force requirements for protecting 1,000 lbs. of essential equipment in upper floor installations when used in conjunction with the WRK-Z4 floor anchor brackets. Rack shall be UL Listed in the US and Canada. Rack shall be warrantied to be free from defects in material or workmanship under normal use and conditions for the lifetime of the rack.

#### OPTIONS

- Front doors shall be 16-gauge reinforced steel, model # FD-XX (solid), VFD-XX (vented, 22% open area), LVFD-XX (vented, 68% open area), PFD-XX (plexi), PVFD-44 (vented plexi) (XX = # of rackspaces of WRK rack)
- Vented rear doors shall be 16-gauge steel, and available as model # MW-VRD-XX, (X = # of rack spaces of WRK rack)
- Removable keylocked side panels shall be constructed of 16-gauge steel with recessed lift handles, model # SPN-XX-YY (X = # of rackspaces, Y = cabinet depth)
- Top panels, 16-gauge steel, with 3-1/2" service plate in 4 styles - model # MW-ST (solid), #MW-10FT (10" fan), #MW-4FT (four 4-1/2" fans), #MW-VT (vented), #MW-LA (accepts 6" & 12" wide cable ladders)
- Caster base, four casters shall have a total weight capacity of 1300 pounds, model # CBS-WRK-YY (Y = cabinet depth)
- Inner platform base (inset base w/out casters) model # BS-WRK-YY (Y = cabinet depth)
- Leveling feet model # LF, shall be 3/8" threaded steel, adjustable from top or bottom, adds 1/4" min. to 1" max. to rack overall height
- Keyless Latch, replaces keylock & fits front & rear doors, model # LATCH
- Lacer strip, heavily perforated, 77" long, 11-gauge steel, model # LACE
- Additional rail kit, 11-gauge, 10-32 threaded, sold in pairs, hardware included, model # WRK-RRXX (X = # of rackspaces)
- Seismic Zone-4 compliancy floor anchor kit, model # WRK-Z4
- AXS slide out option available (See AXS Spec sheet 96-052S)

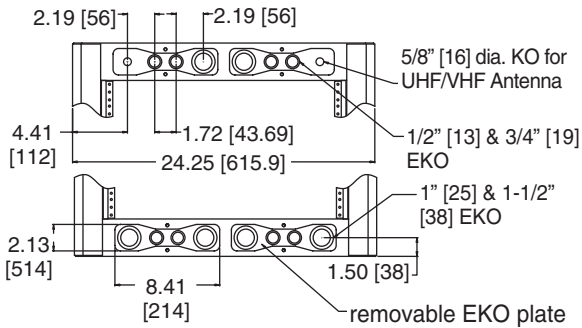
electronic version available at [middleatlantic.com](http://middleatlantic.com)

## Engineered Mounting Solutions

US: New Jersey • California • Illinois • Voice: 973-839-1011 Fax: 973-839-1976 • [middleatlantic.com](http://middleatlantic.com)  
 Canada: Ontario • British Columbia • Voice: 613-836-2501 Fax: 613-836-2690 • [middleatlantic.ca](http://middleatlantic.ca)

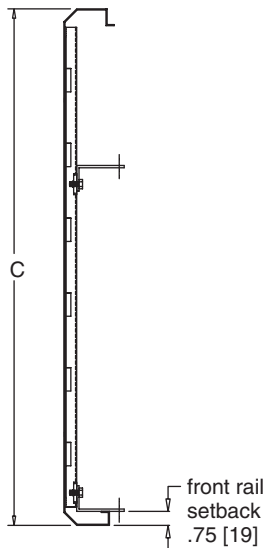
# WRK basic dimensions

## REAR VIEW, TOP & BOTTOM




Part #	A OVERALL HEIGHT	B USEABLE HEIGHT	C OVERALL DEPTH	D BASE OPENING DEPTH
WRK-44-27	83-1/8 [2111]	77-1/8 [1959]	27-1/8 [701.7]	24-1/2 [622.3]
WRK-40-27	76-1/8 [1934]	70-1/8 [1781]	27-1/8 [701.7]	24-1/2 [622.3]
WRK-37-27	70-7/8 [1800]	64-7/8 [1648]	27-1/8 [701.7]	24-1/2 [622.3]
WRK-24-27	48-1/8 [1222]	42-1/8 [1070]	27-1/8 [701.7]	24-1/2 [622.3]
WRK-44-32	83-1/8 [2111]	77-1/8 [1959]	32-1/8 [828.7]	29-1/2 [749.3]
WRK-40-32	76-1/8 [1934]	70-1/8 [1781]	32-1/8 [828.7]	29-1/2 [749.3]
WRK-37-32	70-7/8 [1800]	64-7/8 [1648]	32-1/8 [828.7]	29-1/2 [749.3]
WRK-24-32	48-1/8 [1222]	42-1/8 [1070]	32-1/8 [828.7]	29-1/2 [749.3]

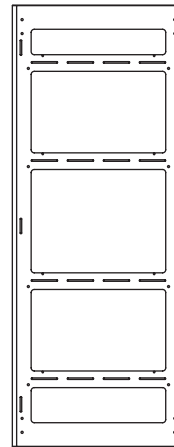
## TOP SIDE SECTIONAL VIEW



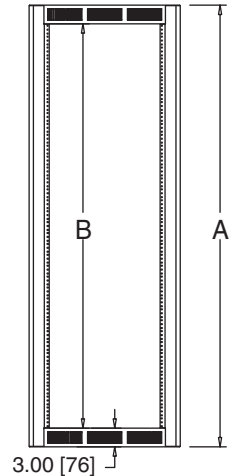
## REAR VIEW



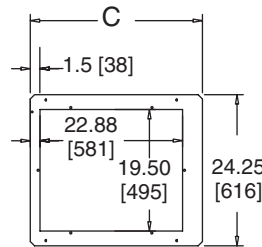
## SIDE VIEW



## FRONT VIEW

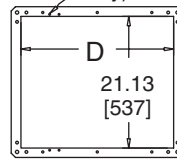


## TOP VIEW

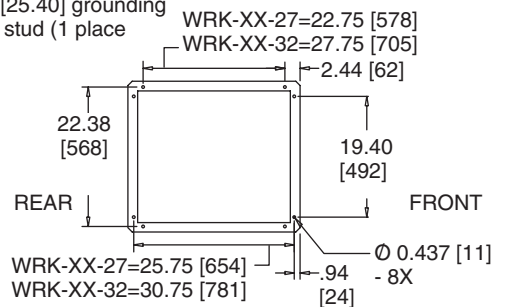


TOP VIEW

1/4 - 20 x 1" [25.40] grounding and bonding stud (1 place only)



BOTTOM VIEW

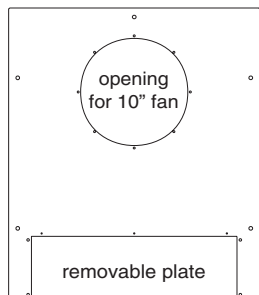


## FLOOR MOUNTING LOCATIONS

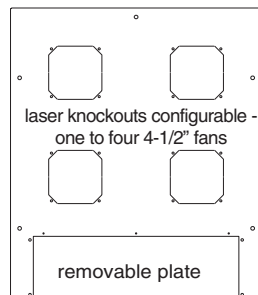
All dimensions in inches unless otherwise noted [All dimensions in brackets are in millimeters]



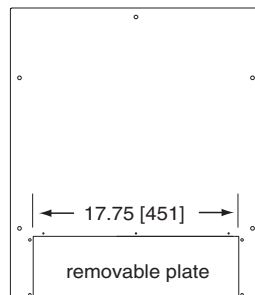
## WRK top options (removable plate opening accommodates 2 space panel)



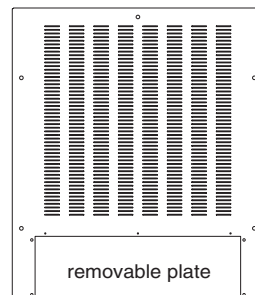
MW-10FT / MW-10FT-FC\*



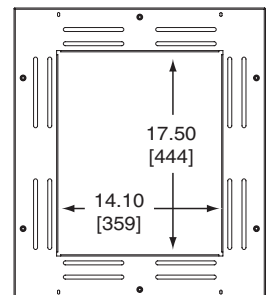
MW-4FT / MW-4QFT-FC\*



MW-ST



MW-VT



MW-LA

\* Includes fans and thermostatic fan control