



STRATEGY SERIES 6" MOUNTING SYSTEM ACCESSORIES

Enclosures, Grilles
Tile Bridge, Plaster
and Trim Rings

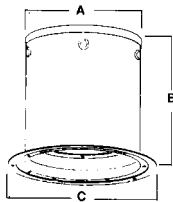
ONE



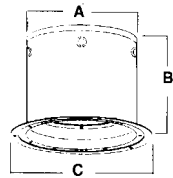
Strategy Series
Patented Mounting System



FA97-6 Series



FA95-6 Series



SYSTEM DESCRIPTION & APPLICATIONS

The patented Strategy Series (U.S. Patent #5206464) loudspeaker system was carefully engineered to provide excellent audio performance as well as optimum aesthetic and installation advantages in new or existing construction. The innovative system, which uses matched audio components, includes loudspeakers, recessed acoustic enclosures, surface-mount enclosures and hardware-free grilles, trim rings, plaster rings and tile bridges.

Strategy Series components may be mixed and matched to provide an attractive, high-quality and economical solution for meeting the music and voice-communication needs of owners, architects, contractors and consultants. The 6" Strategy Series loudspeakers combine the high performance of an eight-inch loudspeaker with the wide dispersion of a four-inch to produce optimum sound reproduction. The series offers two performance levels: high-performance and commercial. Respective levels are determined by selected loudspeaker/enclosure combination. (See chart below for recommended combinations.)

The 6" system is perfect for professional, commercial, institutional, retail and custom installation venues where high-fidelity music and/or clear voice communication are required. High fidelity sound, efficient installation and a superior overall appearance are the three most distinguishable characteristics of the Strategy Series.

ACOUSTIC RECESSED ENCLOSURES - FA97-6 AND FA95-6 MODELS

Strategy Series 6" recessed loudspeaker enclosures are acoustically-treated, front-loading units, equipped for installation in ceilings up to 1 1/4" thick. Models FA97-6 and FA95-6 feature depths of 7 5/8" and 6 1/2", respectively. The deeper, FA97-6 allows for extended low-frequency response and is also lined with sound-deadening, 3/8" acoustic batting (2 lb./cu.ft. density) and features an acoustic fiber board bottom to prevent "oil canning". Both styles are equipped with conduit knockouts and are available without knockouts (NK) to meet respective building code requirements. Enclosures are constructed of CRS (22-ga. top ring & 20-ga. bottom/sides) and include four threaded inserts for loudspeaker installation and three stud receptacles for accepting Strategy Series grilles. Both models are finished in black epoxy.

Model FA97-6 and FA95-6 install quickly and easily in plaster, drywall, or suspended tile ceilings up to 1 1/4" thick utilizing three, easy-to-adjust rotating clamps that secure into position with a screwdriver. The enclosures front-load Atlas Sound's Strategy Series 6" dia. loudspeaker Models FA136 and FA116. (Refer to SL1-1436 and SL1-1437 for respective loudspeaker specifications and loudspeaker/transformer model numbers.) This direct loudspeaker-to-enclosure mounting method removes all load-bearing requirements from the grille, allowing the use of welded studs for convenient, push-on grille installation — a time-saving feature which presents a clean and hardware-free appearance. It also facilitates fast and easy grille removal for painting or other maintenance.

FA97-6 Enclosures allow the high-performance coaxial FA136 and the full-range FA116 loudspeaker to achieve maximum potential. This high-quality loudspeaker/enclosure combination is perfect for applications where high-fidelity music and intelligible speech are imperative.

FA95-6 Enclosures are economy versions with less depth which are ideal for systems requiring quality voice transmission, background music and signal reproduction in commercial, industrial and institutional applications.

MODEL	DIMENSIONS			CUT-OUT DIA.	RECOMMENDED SPEAKER**	NET WT. LBS / KGS	INTERNAL VOLUME
	A	B	C				
FA97-6(NK)*	7" (178mm)	7 5/8" (194mm)	9 5/8" (238mm)	8 3/16" (211mm)	FA136 FA116	2.75 / 1.25	.17 ft ³
FA95-6(NK)*	7" (178mm)	6 1/2" (156mm)	9 5/8" (238mm)	8 3/16" (211mm)	FA116	2.25 / 1.02	.14 ft ³



*(NK) - Models Without Knockouts

**FA136 and FA116 loudspeakers may be mounted in either FA97-6(NK) or FA95-6(NK) enclosures
UL listed 2043 Plenum Rated

Specifications subject to change without notice



1601 JACK MCKAY BLVD. / ENNIS, TEXAS 75119 U.S.A. / TELEPHONE: (800) 876-3333 / FAX (800) 765-3435

MOUNTING ACCESSORIES

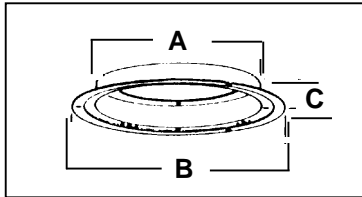
PLASTER RING - MODEL FAPR-6

Model FAPR-6 plaster ring is used to mount Strategy Series™ 6" loudspeakers into ceilings and walls for applications where an enclosure cannot be used, or where it is not desired. Unit is constructed with the same internal mounting flange as FA97-6 and FA95-6 enclosures. It may be used to mount non-transformer equipped loudspeaker models into walls having a min. depth of 3½". The FAPR-6 will facilitate installation of transformer-equipped loudspeaker models into walls with a minimum depth of 5½". Plaster ring is constructed of 20-gauge CRS and finished in textured black epoxy. It is equipped with four threaded inserts for loudspeaker installation and three stud receptacles for mounting Strategy Series grilles. The mounting mechanism is comprised of three rotating clamps (included).

*Measured from the front of the mounting surface to the rear of the inside mounting area.



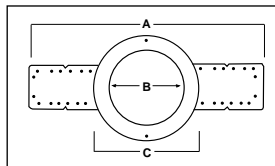
FAPR-6



MODEL	A	B	C	CUT-OUT DIMENSION	NET WEIGHT LBS / KGS
FAPR-6	6⅞" (175mm)	9⅞" (238mm)	⅞" (22mm)	8⅞" (211mm)	2.75 lbs (1.25kgs)

TRIM RING - MODEL FA-TR6

The Strategy Series FA-TR6 trim ring/rough-in bracket, for wall or ceiling-mount applications, installs prior to the drywall and serves as a pattern cut-out for the drywall contractor to finish-out the wall leaving the proper opening for a FA97-6 or FA95-6 enclosure. This step identifies pre-wire location, expediting sound system installation. Trim ring measures 25⅞"L and will accommodate ⅝" to 1¼" drywall. Mounting holes are provided to match both 16" and 24" center studs. FA-TR6 is finished in black epoxy.



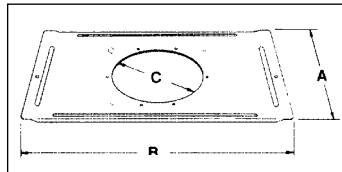
FA-TR6

MODEL	A	B	C	NET WEIGHT LBS / KGS
FA-TR6	25⅞" (651mm)	8⅞" (213mm)	11¼" (285mm)	1.25 lbs (.57 kgs)

Specifications subject to change without notice




1601 JACK MCKAY BLVD. / ENNIS, TEXAS 75119 U.S.A. / TELEPHONE: (800) 876-3333 / FAX (800) 765-3435




FA81-6



FA51-6



FA170-6



FA720-6



FA730-6

MOUNTING ACCESSORIES (CONTINUED)

TILE BRIDGE - Model FA81-6

The Strategy Series™ tile bridge for 6" loudspeakers is designed to prevent ceiling tile sag by distributing the loudspeaker assembly weight to the ceiling's support members. Model FA81-6 is constructed of 24-gauge electro-galvanized steel and accepts both FA97-6 and FA95-6 Series enclosures and FAPR-6 Plaster Ring.

MODEL	A	B	C	NET WEIGHT LBS / KGS
FA81-6	14 1/4" (359mm)	23 3/4" (600mm)	8 1/2" (206mm)	2.3 lbs (1.0kgs)

ATTRACTIVE, EASY-FIT GRILLES - FA51-6, FA170-6, FA720-6 & FA730-6

Strategy Series grilles push mount for fast and easy installation without tools. They are also aesthetically pleasing both in size and overall appearance. This unique grille design utilizes three specially configured, serrated, welded studs for secure, push-on installation, achieving a clean, hardware-free appearance. Stud-mount design also provides for easy grille removal during ceiling/wall painting and maintenance. The grilles are available in a choice of three round styles and one square version to meet all types of interior decor and budget considerations. All models are constructed of CRS and finished in textured white epoxy or a combination of textured white and black enamel.

The functional and economic **FA51-6** round grille features a one-piece, stamped, perforated opening which is compatible with most ceiling styles. The grille's 1/8" diameter holes are equally spaced, forming a perforation pattern which allows for high-quality sound transmission. Net weight: .70 lbs (318g).

Square Model **FA170-6** features an integrally designed subplate with slotted cutouts enabling the grille to be positioned for meeting directional ceiling requirements. This exclusive feature allows for independent grille rotation regardless of mounted back box position. The three push-mount grille studs are sandwiched in between the grille and subplate, allowing the studs to rotate within the slotted cutouts as the grille is turned. Net weight: 1.5 lbs (.68kgs)

Aesthetic value highlights the round Strategy **FA720-6** grille. The unit's sturdy, two-piece construction features a perforated, mesh grille, welded to a formed outer ring. The grille's perforated design with narrow ring width enable it to embrace selective applications, while providing optimum speaker performance. Net weight: .63 lbs (286g)

The unique and contemporary design of the **FA730-6** grille compliments any surrounding decor and offers excellent voice/music transmission through standard perforation design. The grille features a textured white trim ring, accented by black regressed step-rings and black finished perforation. When installed, the grille gives the appearance of a recessed spot or down light. Net weight: .81 lbs (369g)

MODEL	GRILLE DIMENSIONS	MOUNTS		
		SPEAKER	ENCLOSURE or MTG.RING	
★ FA51-6	9 1/2" Dia. x 5/16" Proj. (245 x 8mm)	FA116	FA97-6	FAPR-6
★ FA170-6	10 1/8" SQ. x 5/16" Proj. (257 x 8mm)			
★ FA720-6	9 1/2" Dia. x 5/16" Proj. (245 x 8mm)	FA136	FA95-6	
★ FA730-6	9 1/2" Dia. x 1/2" Proj. (245 x 13mm)			



★ General signaling (1480 non-fire) includes all speaker/transformer combinations (except models with HT-82) when used with a UL listed enclosure and baffle.

Specifications subject to change without notice



1601 JACK MCKAY BLVD. / ENNIS, TEXAS 75119 U.S.A. / TELEPHONE: (800) 876-3333 / FAX (800) 765-3435

STRATEGY SERIES™ 6" SYSTEM INSTALLATION

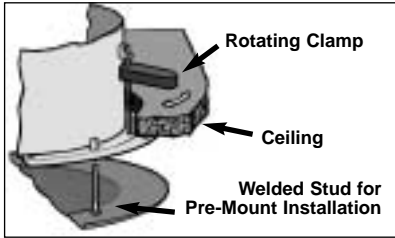
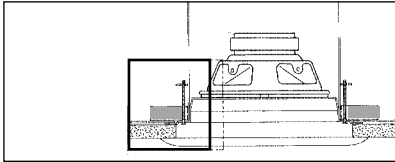


FIG. 1



Area of detail for Figures 2, 3 & 4

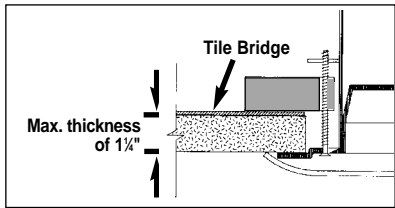


FIG. 2

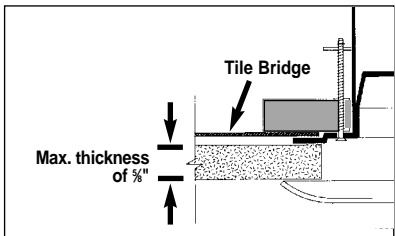


FIG. 3

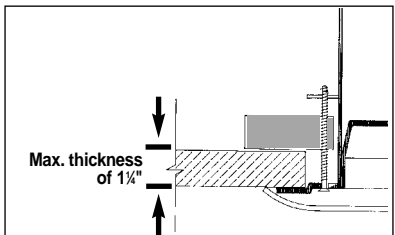


FIG. 4

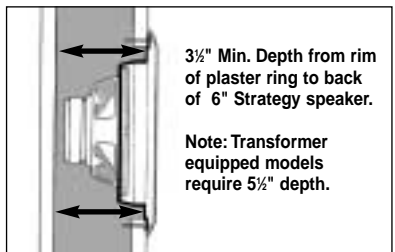


FIG. 5

Figure 1: Enclosures mount quickly using rotating clamps. Grille push-mounts with "easy-fit" welded studs.

Figure 2: Enclosure installation from below ceiling using tile bridge above. This room-side installation into suspended tile utilizes rotating clamps to sandwich tile between bridge and enclosure. Max. ceiling thickness is 1 1/4".

Figure 3: Enclosure installation from above ceiling using tile bridge (new construction). Rotating clamps are used to pre-mount tile bridge to enclosure, allowing system to be positioned in ceiling before tiles are set. Please note maximum ceiling thickness in this application is 5/8" to allow grille studs to mount into enclosure.

Figure 4: Enclosure installation from below ceiling without tile bridge. This blind-mount installation method, which is most common in plaster, drywall and retrofit applications, is accomplished by cutting an opening to size, inserting the enclosure and rotating the clamps. Max. ceiling thickness is 1 1/4".

Figure 5: Illustrates wall-mount installation using plaster ring Model FAPR-6. A minimum wall depth of 3 1/2" (from rim of the plaster ring to the back of the speaker) is required for mounting.

ARCHITECT AND ENGINEER SPECIFICATIONS

Please refer to SL1-1436 (FA136) or SL1-1437 (FA116) for architectural and engineering system specifications.

Specifications subject to change without notice



1601 JACK MCKAY BLVD. / ENNIS, TEXAS 75119 U.S.A. / TELEPHONE: (800) 876-3333 / FAX (800) 765-3435