



Middle Atlantic Products, Inc.

www.middleatlantic.com

WRK-SA Series Enclosure



SEISMIC RATED



The WRK-SA Series 19" stand-alone rack enclosures Wide stand-alone design ideal for accommodating large cable bundles

Features

- Fully welded construction
- 2,500 lb. weight capacity
- 1/8" thick structural steel internal braces
- UL Listed in the US and Canada
- Seismic rated (when used with WRK-Z4 option)
- 24-1/4" OD width, available 27-1/2" or 32-1/2" OD depth
- 1/2", 3/4", 1" & 1-1/2" electrical knockouts on rear plates top & bottom, easily removable for cable pass-through, top plate additionally includes UHF/VHF knockouts
- 2 extra-wide pairs of 11-gauge 10-32 threaded rackrail with numbered rackspace increments
- Keylocked solid rear door standard, optional vented rear doors available
- Optional solid, fully vented, plexiglass & vented plexiglass front doors available
- Open top with configurable top panel options
- Durable black textured powder coat finish



WRK-44SA-32

Enclosure Accessories

ADDITIONAL RACKRAIL KIT
 CASTER BASE
 COPPER BUSS BAR
 CRATING SERVICE
 DOCUMENT POCKET
 DOOR LATCH
 GANGING HARDWARE
 INNER PLATFORM BASE
 LEVELING FEET
 TOUCH-UP PAINT
 SEISMIC FLOOR ANCHOR BRACKETS
 CONFIGURABLE TOPS
 TOP RAILS
 UNIVERSAL FRONT DOORS
 UNIVERSAL VENTED REAR DOORS
 for details- see Master Catalog or
 visit www.middleatlantic.com

Architects' and Engineers' Specifications

EIA compliant 19" stand-alone equipment rack shall be Middle Atlantic Products model # WRK-__SA-__ (see chart for available models). Overall dimensions of rack shall be __"H x __"W x __"D (refer to chart). Useable height shall be __ rackspace, useable depth shall be __" (refer to chart). Fully welded construction shall provide a 2,500 lb. weight capacity. Rack shall be constructed of the following materials: top and bottom shall be 14-gauge steel, horizontal braces shall be 16-gauge steel welded to integral structural side panels of 16-gauge steel giving an 1/8" thick structure, rear door shall be 18-gauge steel, all structural elements shall be phosphate pre-treated and finished in a durable black powder coat. Rack shall come equipped with two pairs of 11-gauge steel rackrail with tapped 10-32 mounting holes in universal EIA spacing. Rackrail shall be finished in black e-coat with numbered rackspace. Top and bottom of rack shall have a vertical slotted vent pattern. The WRK shall have a solid locking rear door. Rack shall have a removable rear knockout panel with 1/2", 3/4", 1", and 1-1/2" electrical knockouts installed in base, and a removable rear knockout panel with 1/2", 3/4", 1", and 1-1/2" electrical knockouts, and BNC knockouts for UHF/VHF antennas installed in top. WRK-__SA-__ includes fully welded sides with vertical vent pattern at top and bottom. Grounding and bonding stud shall be 1/4-20 threaded, installed in base of enclosure. WRK series racks satisfy the 1994 UBC Seismic Zone 4 lateral force requirements for protecting 1,000 lbs. of essential equipment in upper floor installations when used in conjunction with the WRK-Z4 floor anchor brackets. Rack shall be UL Listed in the US and Canada.

OPTIONS

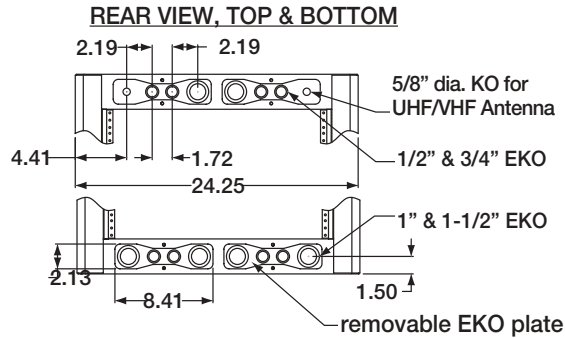
- Front doors shall be 16-gauge reinforced steel, model # FD-XX (solid), VFD-XX(vented), PFD-XX(plexi), PVFD-44 (vented plexi) (X=# of rack spaces of WRK rack)
- Vented rear doors shall be 16-gauge steel, and available as model # MW-VRD-44 (Available for 44 space WRK-SA's)
- Top panels, 16-gauge steel, with 3-1/2" service plate in 4 styles - model # MW-ST (solid), #MW-10FT (10" fan), #MW-4FT (four 4-1/2" fans), #MW-VT (vented)
- Caster base, four casters shall have a total weight capacity of 1300 pounds, model # CBS-WRK-YY (Y= cabinet depth) and be UL Listed in the US and Canada
- Inner platform base (inset base w/out casters) model # BS-WRK-YY (Y= cabinet depth)
- Leveling feet model # LF, shall be 3/8" threaded steel, adjustable from top or bottom, adds 1/4" min. to 1" max. to rack overall height
- Keyless Latch, replaces keylock & fits front & rear doors, model # LATCH
- Lacer strip, heavily perforated, 77" long, 11-gauge steel, model # LACE
- Additional rail kit, 11-gauge, 10-32 threaded, sold in pairs, hardware included, model # WRK-RRXX (X= # of rackspace)
- Seismic Zone-4 compliancy floor anchor kit, model # WRK-Z4
- AXS slide out option available (See AXS Spec sheet 96-052S)

electronic version available at www.middleatlantic.com

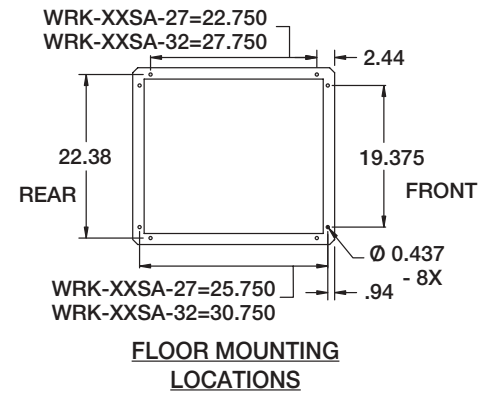
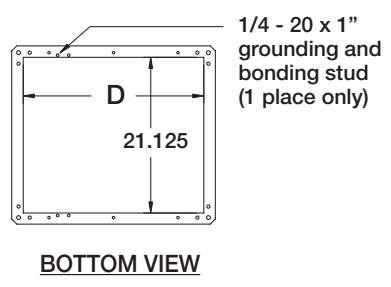
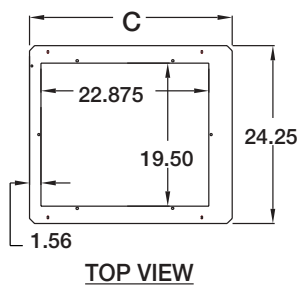
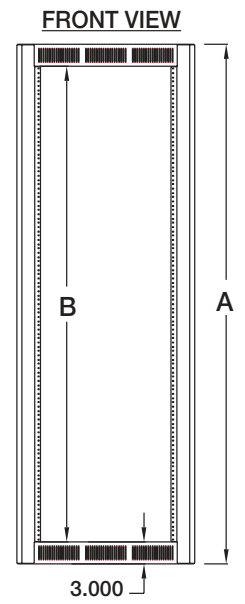


Engineered Mounting Solutions for Low Voltage Applications

US: Riverdale, NJ • Simi Valley, CA • Harvey, IL • Voice: 973-839-1011 Fax: 973-839-1976 • www.middleatlantic.com
 Canada: Ottawa, ON • Burnaby, BC • Voice: 613-836-2501 Fax: 613-836-2690 • www.middleatlantic.ca

WRK-SA basic dimensions



Part #	A OVERALL HEIGHT	B USEABLE HEIGHT	C OVERALL DEPTH	D BASE OPENING DEPTH
WRK-44SA-27	83.125"	77.125"	27.625"	24.5"
WRK-40SA-27	76.125"	70.125"	27.625"	24.5"
WRK-37SA-27	70.875"	64.875"	27.625"	24.5"
WRK-24SA-27	48.125"	42.125"	27.625"	24.5"
WRK-44SA-32	83.125"	77.125"	32.625"	29.5"
WRK-40SA-32	76.125"	70.125"	32.625"	29.5"
WRK-37SA-32	70.875"	64.875"	32.625"	29.5"
WRK-24SA-32	48.125"	42.125"	32.625"	29.5"



All dimensions in inches unless otherwise noted

WRK top options (removable plate opening accommodates 2 space panel)

