





ROUND RECESSED BAFFLES FOR MOUNTING 8" AND 12" LOUDSPEAKERS


(T)61 Series,
(T) 62-8



61-8W



T61-8W



62-8

FEATURES

- Attractive Industry Standards with Years of Proven Performance
- Concealed Loudspeaker Mounting Studs Present a Clean Appearance
- Torsion Spring Version for Quick, Efficient, & Economical Installation
- Choose from Sturdy Two-Piece CRS Construction (61 Series) and One-Piece (62-8)
- Companion Enclosures or Mounting Rings are Available for Loudspeaker Installations With or Without a Tile Bridge
- Finished in Textured White

APPLICATIONS

Utilize Atlas Sound 61 or 62 Series round grilles for multi-purpose recessed ceiling applications. Model T61-8W and T62-8 offer the ease of torsion spring installation, reduced labor costs, and a totally hardware-free appearance.

GENERAL DESCRIPTION

61 Series. Attractive steel baffles feature concealed loudspeaker mounting studs for easy installation and a clean appearance. Available in screw-mount and hardware-free torsion spring (T) version. Models 61-8W and T61-8W mount standard 8" (203mm) loudspeakers; Model 61-12W accommodates standard 12" (305mm) loudspeakers. All units are of two-piece welded CRS construction (20-gauge trim ring, 22-gauge perforated grille) and are finished in textured white.

62-8 Series. Versatile steel baffles mount standard 8" (203mm) loudspeakers via concealed loudspeaker mounting studs. Series is offered in screw mount or hardware-free torsion spring (T) version. Construction is one-piece, 24-gauge CRS finished in textured white epoxy.

Note: For proper support, torsion spring grilles should not be used with 8" loudspeaker assemblies exceeding 5 lbs.

ARCHITECT AND ENGINEER SPECIFICATIONS

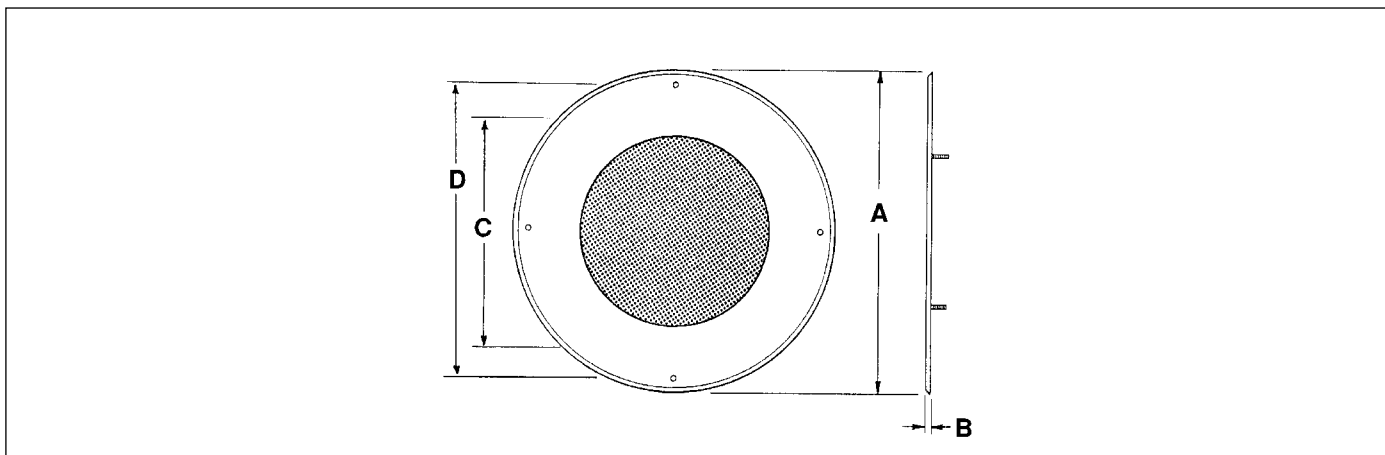
Screw Mount Grilles. Baffle shall be Atlas Sound Model ____ [61-8W, 62-8 for 8" loudspeakers; 61-12W for 12" loudspeakers]. It shall be of welded ____ (two-piece CRS [61 Series] or one-piece CRS [62-8]). Hardware for mounting Atlas Sound loudspeaker Model ____ shall be furnished. Baffle shall be used in conjunction with Atlas Sound enclosure Model ____ or mounting ring Model _____. If a tile bridge is required, Atlas Sound Model ____ shall be used. Baffle dimensions shall be _____. Finish shall be textured white.

Torsion Spring Grilles. Round baffle shall be Atlas Sound Model [T61-8W, T62-8]. It shall be of CRS construction and utilize a torsion spring device to mount either Atlas Sound enclosure Model ____ or mounting ring Model _____. Finish shall be textured white. If tile bridge is required, Atlas Sound Model 81-8S shall be used. Baffle shall be 12 $\frac{3}{4}$ " Dia. and have welded studs for mounting Atlas Sound 8" loudspeaker Model _____.

Specifications subject to change without notice



1601 JACK MCKAY BLVD. / ENNIS, TEXAS 75119 U.S.A. / TELEPHONE: (800) 876-3333 / FAX (800) 765-3435



GRILLES MOUNTING 8" (203mm) LOUDSPEAKERS								
MODEL	DIMENSIONS				MOUNTS		OPTIONAL TILE BRIDGE	WEIGHT
	DIA. (A)	PROJECTS (B)	(C)*	(D)**	ENCLOSURE (OR)	MTG. RING		
61-8W	12 $\frac{3}{4}$ " (324mm)	$\frac{1}{4}$ " (6mm)	7 $\frac{7}{8}$ " (194mm)	11 $\frac{1}{4}$ " (286mm)	(EZ)95-8 Series, T95-8 Series, EZ96-8, CS95-8(NS), 199-8, Q408 96-8 Series [▲]	75-8(E1)(E2), 76-8(E1)(E2), P77-8, P78-8	81-8R(S)	1.2lbs (.55kg)
62-8				—			EQ81 [▲]	1.1lbs (.5kg)
T61-8W				—	81-8S***	1.3lbs (.6kg)		
T62-8				—	81-8S***	1.3lbs (.6kg)		

GRILLE MOUNTING 12" (305mm) LOUDSPEAKERS								
MODEL	DIMENSIONS				MOUNTS		OPTIONAL TILE BRIDGE***	WEIGHT
	DIA. (A)	PROJECTS (B)	(C)*	(D)**	ENCLOSURE (OR)	MTG. RING		
61-12W	17 $\frac{1}{4}$ " (438mm)	$\frac{1}{4}$ " (6mm)	11 $\frac{1}{8}$ " (294mm)	15 $\frac{1}{2}$ " (394mm)	95-12	75-12	—	2.2lbs (1kg)

* (C) Speaker mounting stud pattern.

** (D) Baffle mounting hole pattern.

***When a torsion spring grille, tile bridge, and enclosure are specified, the grille will mount to the tile bridge only and not to the enclosure's torsion tabs. The enclosure will need to be secured to the tile bridge via four 8-32 screws (not included). [In some cases, the enclosure may need to be rotated to avoid the torsion tabs and insure a proper fit.] See SL3-1431 for additional information.

[▲] EQ81 tile bridge works only with 96-8 Series enclosures.

Specifications subject to change without notice



1601 JACK MCKAY BLVD. / ENNIS, TEXAS 75119 U.S.A. / TELEPHONE: (800) 876-3333 / FAX (800) 765-3435