



PRODUCT
S•ZONE

DESCRIPTION
MULTI-ZONE STEREO MIXER

SERIES
S•CLASS

CATEGORY
SIGNAL PROCESSING



GENERAL DESCRIPTION

The S•Zone is a professional quality 4-channel zone mixer that allows you to mix just about any audio signal including those from microphones, stereo CD and tape players, video players, and then lets you distribute an independent mix to any of the four stereo zones. Each of the input channels is assignable to any or all of 4 stereo zones outputs via easy to use, LED backlit switches.

The microphone inputs can be set to “duck” the zone inputs so that the background music automatically turns down when an announcement is made.

On each the S•Zone’s outputs, you’ll find a convenient two-band equalizer allowing you to adjust the overall tonal response of each zone.

A six-segment LED bar VU meter is present on all outputs providing a visual display of the level of each zone.

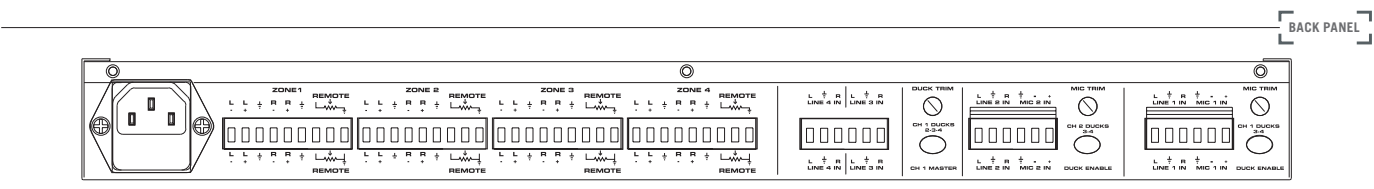
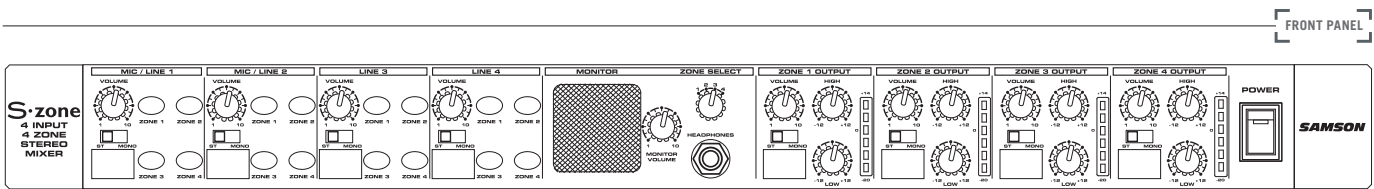
Perhaps the most unique feature of the S•Zone is it's front panel monitor section. The zone assignment switch, headphone jack, level control and internal super speaker allow you to monitor the signal that is playing in any zone directly on the S•Zone, without having to physically be in the room that signal is playing in. The handy scribe strip for both the inputs and outputs make it easy to label the connected gear and the rooms the S•Zone is feeding.

For easy installation, all the S•Zone connections are made with standard Euroblock connection strips.

FEATURES

- > The S•Zone has four stereo Input Channels with a Volume control, Stereo/Mono switch and dedicated Zone assignment switches.
- > Channel 1 and Channel 2 inputs feature a high quality microphone pre-amp with phantom power allowing you to connect just about any dynamic or condenser microphone.
- > The S•Zone features four stereo Zone Outputs, each with a Stereo/Mono switch, Volume control, High and Low equalizers and a six-segment LED VU Meter monitoring the output level, enabling you to control the overall level and tone independently for four discreet coverage areas.
- > A remote Volume Control for each Zone Output, up to 3000 feet in distance is possible using a standard 100k linear taper potentiometer and two-conductor shielded wire.
- > Microphone “Duck” switch on Channel 1 and Channel 2, which when turned on, allows any signal from the microphone inputs, like an announcement or page, to automatically lower the background music level.
- > The S•Zone features a unique front panel monitor section including a zone select switch, headphone jack, level control and internal super speaker allowing you to monitor the signal that is playing in any zone directly on the S•Zone, without having to physically be in the room that the signal is playing in.
- > Ultra-low noise circuitry with high quality op-amps ensure superb audio fidelity.

continues»



PRODUCT SPECIFICATION SHEET

SERIES
S•CLASS


DESCRIPTION
MULTI-ZONE STEREO MIXER

CATEGORY
SIGNAL PROCESSING

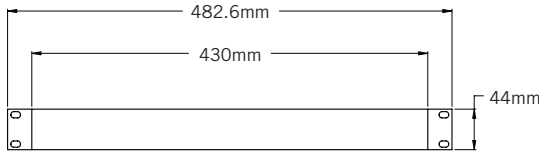


FEATURES (continued)

- > Electronically balanced and unbalanced input and output connections are made via easy to use Euroblock connection strips.
- > Internal power supply ensures reliability and trouble-free operation.
- > Standard 19" rack design (the S•Zone requires only a single rack space) for easy integration into any traveling or fixed installation audio system.
- > All-steel chassis.
- > Three year extended warranty.



TOP



FRONT

ARCHITECT'S & ENGINEER'S SPECIFICATIONS

The S•Zone shall be a 4 stereo input / 4 stereo zone output mixer. It shall have 2 Mic / Line inputs for announcing sources with Ducking, Ducking level controls, and 2 Aux/Line inputs for background sources. All inputs shall have routing switches to assign to any of the 4 outputs in mono or stereo. All zone outputs shall be able to operate in mono or stereo via mono/stereo switches with High Pass and Low Pass equalizer controls and metering. Also provided shall be connections for an external level control to be able to change the level remotely in the individual zones. An onboard speaker and headphone amplifier shall be provided to facilitate monitoring the signal at any of the 4 zones. All rear panel connections shall be made via euroblock connectors. A standard IEC power cable shall be provided to connect to AC power.

S•ZONE SPECIFICATIONS

Input Impedance

Mic..... 600Ω XLR balanced
Line..... 22K Ω

Max Input Level

Mic..... -11.7 dBu balanced
Line..... +26 dBu

Maximum Gain

Mic..... 60 dB
Line..... 26 dB

Output Level +21 dBu max.

Output Impedance

Balanced..... 200 Ohms
Unbalanced..... 100 Ohms

Max. S/N ratio 96 dB

THD <0.02%

CMRR: >52 dB (Mic)

Phantom power +15 VDC

Tone Controls

LOW +/- 15 dB at 100 Hz
HIGH +/- 15 dB at 10 kHz

Connectors

Inputs..... 6 PIN Euroblock
Outputs 9 PIN Euroblock

Power Supply

Mains Voltages/selectable
USA/Canada..... ~120 V AC, 60 Hz
U.K./Australia..... ~240 V AC, 50 Hz
Europe..... ~230 V AC, 50 Hz

Fuse 100-120 V AC; 315 mA (slow-blow)
200-240 V AC: 160 mA (slow-blow)

Power Consumption 5 Watts

Power inlet..... Standard IEC receptacle with fuse

Dimensions (W x D x H) 19" x 9.25 x 1.75
482mm x 255 x 44

Weight..... 5.1 lb. (2.31 kg)