



L267 Series Cabinets

27"D / Adj. Rails / 10RU Top / Rear Door

Cabinets Include:

- **Rear Door:** Recessed with vents and lock.
- **Mounting Rails:** 1-pr, adj. 2-sided w printing (10-32, 12-24, 6mm).
- **Flush Closure Panels for 10RU Top:** 3RU and 7RU solid.
- **Removable Knockout Panels:** Above and below rear door.
- **Panel Hardware:** PilotPoint™ screws with captive washers.
- **Wrinkle Powder Epoxy Finish:** Black or neutral (see -G below)

Ordering Options: (suffix model number)

- **-S Seismic Certified Version.** Same as above plus reinforced base and P.E. Certified install manual per UBC, CBC and IBC code compliance. Also certified by OSHPD for healthcare facilities in California and by IBC for Essential Facilities.
- **-NP Negative Pressurization Version.** Standard model without vents in rear door and sides.
- **-VT Vented Top Panels.** Standard model with vented top panels instead of solid.
- **-G Network Grey Finish.** Neutral computer/putty color.

Accessories (order separately - see page 3):

- **Front Doors (surface):** Choose solid, plexiglas or perforated.
- **Fan Panels:** Choose 3RU or 7RU styles.
- **Platform Bases:** Choose mobile or stationary. *Bases will not mount seismic models.*
- **Extra Mounting Rails:** One pair supplied - order for 2nd set.
- **Laminate Top (1"H):** Cherry (CT227) or Graphite (GT227)

See also: panels & accessories, thermal & wire mgmt plus the Power section.

Description

Lowell's UL Listed (Standard 1678) L267 Series cabinet systems offer feature-rich solutions, solid structural support and code compliance for mounting and securing 19" wide equipment. System approach with itemized list of included features, ordering options and accessories allows you to order and install with confidence. Clean design with beveled edges (front and rear) combines with high quality wrinkle powder epoxy finish for great looks and durability. Standard color is black; to order neutral Network Grey, suffix **(-G)**.

Robust Support. L267 Series cabinets are rated by UL to support up to 3150lbs. They are welded 16-gauge US steel with vented sides, a 14-gauge steel bottom, and reinforcement at load-bearing junctures. Equipment mounts to adjustable rails that are recessed to provide 1.75" clearance to the outside of the rack and 2.5" from the rails to the inside of an optional surface front door. Unique, 2-sided rails are installed with the tapped (10-32) side in the primary position and may be field reversed to expose the square punched side for use with cage nuts and 12-24, 6mm or 10-32 screws. Rails are also printed with easy-to-read rack unit increments. Threaded, 10-32 PilotPoint™ screws/washers with 5.1 hardness are included.

Cable Management. Top entry is provided by the open access top and a 6" deep rear conduit plane having knockouts for conduit size 2"-1" (3) and 1.5"-1" (2), plus room to use a Greenlee-style punch to make a 4" conduit opening. Top also features .5" knockouts (6) for BNC style wireless antennas. Rear entry is provided via removable knockout panels above and below the rear door (see detail drawing on page 2). Bottom entry is provided via a full-size opening. Each cabinet also features abundant cable

lacing points and a generous wire management space of nearly 2" between the front rails and the front-to-rear rail supports.

Open-access Top with Flush Closure Panels is 10RU with integral E.I.A. rackrail for 19"W cooling and panel accessories (solid panels are included; suffix **-VT** if vented top panels are desired).

Open-access Bottom features a 14-gauge frame with a full-size opening to facilitate floor entry of cable. Base frame includes T-nuts for optional leg levelers, holes for optional anchor bolts (by others) and a grounding lug in the rear left corner. The bottom will accept an optional stationary or mobile platform base if desired. *Bases will not mount seismic (-S) versions.*

Ventilation is achieved through punched vents in the sides, a vented rear door plus vents above and below the front door. Solid top panels (included) may be changed to vented by suffixing **-VT**. Additional ventilation accessories (see page 3) include a fully perforated front door and top mounting fans. For applications where Negative Pressurization of a rack is preferred, suffix Model with **-NP** for no vents in the rear door and sides.

Seismic P.E. Certified Versions (-S) are available with welded brackets in each corner of the base, holes for anchors (by others) and most importantly P.E. Certified installation documents. *Note: there are three different sets of P.E. Certified documents for cabinets with adjustable rails; please specify the code to which your cabinet must comply when ordering:*

- * **IBC/UBC/CBC Anchorage** to meet life safety requirements in seismic zones 1, 2, 3, 4A, 4B, and 4C.
- * **IBC Anchorage and Structure for Essential Facilities** (Ip= 1.5) to ensure the survival and operability of critical equipment following a seismic event.
- * **OSHPD** for fixed equipment anchorage in healthcare facilities in California.

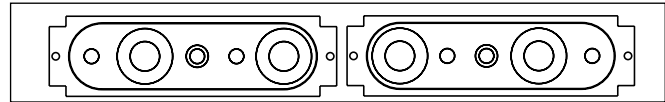
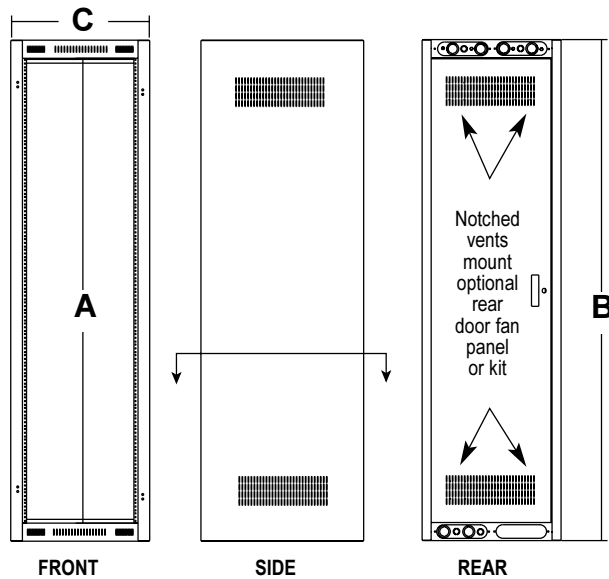
For additional information request seismic technical summary #1AT-100.



L267 Series

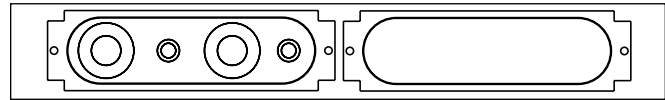
19"W x 27"D Solid Side Floor Cabinet System

RACKS



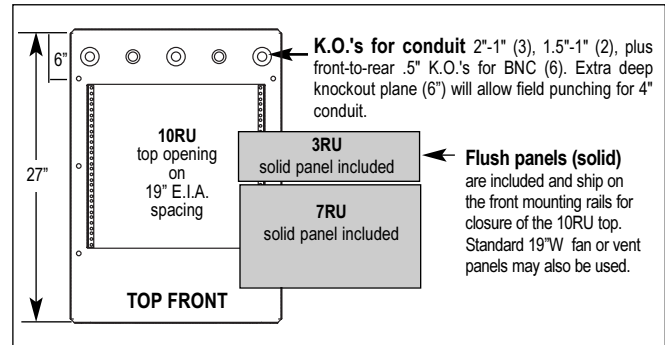
KNOCKOUT PANELS ABOVE REAR DOOR

Each panel includes .5" knockouts for wireless antennas and .75"-.5" & 1.5"-1" knockouts for conduit.



KNOCKOUT PANELS BELOW REAR DOOR

One panel includes .75"-.5" & 1.5"-1" knockouts for conduit. The other is a blank project panel. Seismic (-S) models have two blank project panels.

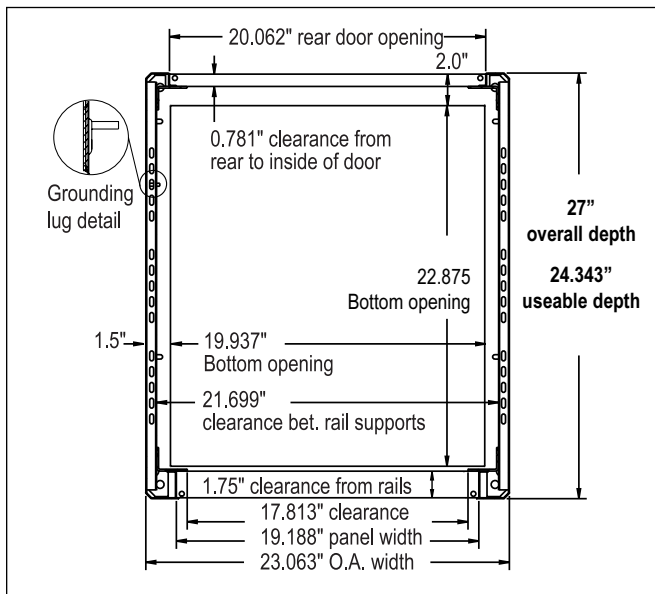


TOP VIEW

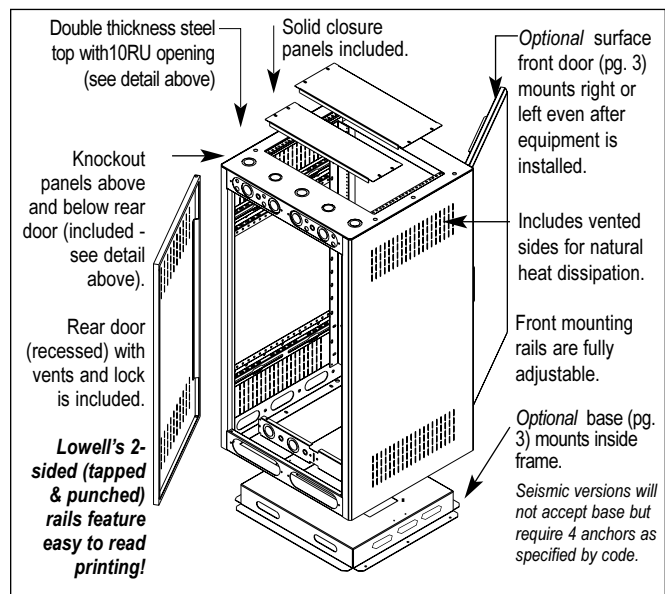
Open Frame Floor



Solid Side Floor & Desk



BOTTOM FOOTPRINT & RACK CROSS-SECTION
(see tech sheet #1AT-100 for seismic base detail)



REAR ASSEMBLY VIEW

Wallmount Surface & Recessed

Panels & Accessories

Thermal & Wire Mngmt

19"W Cabinet Model	L267-36*	L267-42*	L267-61*	L267-70*	L267-77*
Panel Space "A"	36.875"	42.125"	61.375"	70.125"	77.125"
Rack Units (1.75")	21RU	24RU	35RU	40RU	44RU
Overall Height***	42.875"	48.125"	67.375"	76.125"	83.125"
Overall Width "C"	23.062"	23.062"	23.062"	23.062"	23.062"
Overall Depth	27"	27"	27"	27"	27"
Usable Depth**	24.343"	24.343"	24.343"	24.343"	24.343"
Mounting Rails (tapped & punched****)	1 Pair adjustable	1 Pair adjustable	1 Pair adjustable	1 Pair adjustable	1 Pair adjustable
Panel Hardware (PilotPoint™)	Screws & washers (25 qty)	Screws & washers (25 qty)	Screws & washers (50 qty)	Screws & washers (50 qty)	Screws & washers (50 qty)
Recessed Rear Door (vented)	To change vented rear door to non-vented version, suffix model -NP (negative pressurization)				
Top Closure Panels (solid) 3 & 7RU	To change solid top panels to vented panels, suffix model -VT (vented top)				

* Order options: Suffix cabinet Model: **-S** for Seismic, **-NP** for Negative Pressurization-no rear door or side vents, **-VT** for vented top panels (instead of solid), **-G** for Network Grey color instead of black.

Usable depth is defined as the maximum racking depth with front rails in the fully forward position. *Shorter versions are available upon request.

****2-sided printed rails are tapped for 10-32 screws and may be field reversed to expose the square punched side for 12-24, 6mm, 10-32 screws with cage nuts.

Lowell Manufacturing Company • 100 Integram Drive • Pacific, Missouri 63069 U.S.A.
Call 800.325.9660, 636.257.3400 • Fax 636.257.6606 • Click www.lowellmfg.com

Lowell makes every effort to provide accurate information and reserves the right to change specifications and/or improve manufacturing methods.

Download and print this spec from www.lowellmfg.com to insure that you have the most current information

1a-201
pg 2 of 4

Stand-alone Racks

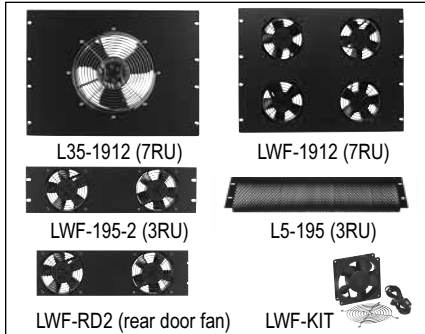


L267 Series


19"W x 27"D Solid Side Floor Cabinet System



Accessory Surface Doors (1"D)



Accessory Fan and Vent Panels



Accessory Platform Bases



Accessory Laminate Tops

Rackware® System Accessories - Order separately

Surface Front Doors. All cabinets include pre-threaded hinge inserts to mount a door on the right or left even after equipment is in place. Beveled edge doors provide 180° opening access, extend 1" from the cabinet frame and provide .75" of space from the frame on the inside to accommodate equipment with protruding knobs/handles. *Note: the front rails are recessed 1.75" from the frame providing a full 2.5" clearance from the rail to the inside of the closed door.* Surface front doors are keyed differently than the rear door. See also dual door Series L46 frame that accepts two doors (separate spec sheet).

- **Solid Door.** Series L2150 is precision-formed from a single sheet of 16-gauge steel for solid performance without twisting or bowing...a quality that you can see and feel.
- **Plexiglas Door.** Series L2150-P is a smoked 3/16" thick Plexiglas panel mounted within a 16-gauge steel frame for installations that desire security and visibility.
- **Perforated Door.** Series L2150-PF is fully perforated - formed from a single sheet of 16-gauge perforated steel - providing ventilation, visibility, security and great looks.

Cooling and Vent Panels for 10RU Top Opening (solid panels ship with cabinet).

- **Fan Panels.** Flush mounting models L35-1912 and LWF-1912 are 7RU with one 10" 550 cfm fan and four 4.7" 50 cfm whisper fans respectively. Models LWF-195-2 and LWF-195-3 are 3RU with two or three 4.7" 50 cfm whisper fans.
- **Perforated Vent Panels.** Series L5 mounts flush. Choose 1RU - 10RU sizes.

Cooling Fans for Rear Door

- **Fan Panel.** Model LWF-RD2 with two 4.7" 50 cfm whisper fans mounts to notches in the top and bottom of the rear door. Single fan unit LWF-KIT may also be used.

Platform Bases for NON-SEISMIC Cabinets (center wire opening size 11" x 12.96").

- **Mobile Base.** Model MB227 mounts inside cabinet frame, flush to bottom rack space to support equipment. 3" swivel casters raise cabinet height by only 1.25".
- **Stationary Base.** Models mount inside rack frame. Model PB227 is flush to bottom rack space; PBS227 is 2.25" below the bottom rack space. No height increase.

Laminate Top. Attractive top provides functionality and a furniture-like appearance for shorter cabinets. Top is laminate covered particle board size 24.687"W x 29.062"D x 1"H with rubber edge molding. It includes 10-32 T-nuts and installs easily into top rails. Choose Cherry or Graphite laminate.

ACCESSORY SELECTION AND ORDER GUIDE FOR L267 SERIES CABINETS

Accessories Mount Cabinet Model Series:	L267-36	L267-42	L267-61	L267-70	L267-77
Surface Front Doors* (1"D)					
Solid steel	L2150-36	L2150-42	L2150-61	L2150-70	L2150-77
Plexiglas with steel Frame	L2150-36P	L2150-42P	L2150-61P	L2150-70P	L2150-77P
Perforated steel	L2150-36PF	L2150-42PF	L2150-61PF	L2150-70PF	L2150-77PF
Fans and Panels for 10RU Top Opening					
7RU Fan Panel (10" fan)	L35-1912	L35-1912	L35-1912	L35-1912	L35-1912
7RU Fan Panel (four 4.7" fans)	LWF-1912	LWF-1912	LWF-1912	LWF-1912	LWF-1912
3RU Fan Panels (two or three 4.7" fans**)	LWF-195**	LWF-195**	LWF-195**	LWF-195**	LWF-195**
3RU Perforated Panel (also avail in 1RU-10RU sizes)	L5-195	L5-195	L5-195	L5-195	L5-195
Fan for Rear Door					
Panel (two 4.7" fans)	LWF-RD2	LWF-RD2	LWF-RD2	LWF-RD2	LWF-RD2
Kit (one 4.7" fan)	LWF-KIT	LWF-KIT	LWF-KIT	LWF-KIT	LWF-KIT
Platform Bases or Levelers					
Mobile Base with 3" Casters (adds only 1.25"H)	MB227	MB227	MB227	MB227	MB227
Stationary Base	PB227	PB227	PB227	PB227	PB227
Stationary Base Shallow	PBS227	PBS227	PBS227	PBS227	PBS227
Levelers (2 pair heavy duty)	L195	L195	L195	L195	L195
Extra Mounting Rails (1 pair supplied - order for 2nd set)	L212-36	L212-42	L212-61	L212-70	L212-77
Laminate Top (1"H) Cherry or Graphite	CT227 / GT227	CT227 / GT227	CT227 / GT227	-	-
Extra Panel Hardware PilotPoint™ 10-32	RSP-500 (500 qty jar), RSP-100 (100 qty bag), RSP50 (50qty bag)				

*Standard color is Black; to order Network Grey suffix Model with (-G). **Suffix model with quantity of fans: LWF-195-2 has two 4.7" whisper fans; LWF-195-3 has three.



L267 Series

19"W x 27"D Solid Side Floor Cabinet System

A & E Specifications

Welded Floor Cabinet (s) shall be Lowell Model _____ (L267-36, L267-42, L267-61, L267-70, L267-77). Cabinet frame(s) shall measure 23.062"W x 27"D x _____"H with _____RU panel space for mounting 19"W E.I.A. standard components. Cabinet(s) shall include vented sides, a vented rear door, solid top closure panels and one pair of adjustable and reversible mounting rails tapped 10-32 on one side and square punched on the other.

Each welded assembly shall be UL Listed under Standard 1678 and be of 16-gauge certified US steel with seamless side-frame construction and a 14-gauge steel bottom with reinforcement at all load-bearing junctures. Cabinet shall include compound knockouts on the top for conduit size 2"-1" and 1.5"-1", .5" knockouts for BNC wireless antennas, and a 10RU top opening with integral E.I.A. rackrail to accept 19" wide fan or panel accessories (solid closure panels included). Bottom shall include a grounding lug and provisions for optional leg levelers (order separately), optional anchors (by others), or optional platform base (order separately). Rear frame shall include removable knockout panels for passage of large cable bundles above and below the rear door. Knockout panels shall be equipped with .5" knockouts for wireless microphone antennas and include compound knockouts for conduit size .75"-.5" and 1.5"-1". Front frame shall include vents above and below the door opening. Finish shall be wrinkle powder epoxy in black unless specified as neutral Network Grey (suffix -G).

Ordering options:

Suffix -S (seismic) P.E. Certified version shall have welded brackets in each corner of the base, holes for anchors (by others) and P.E. Certified installation documents. *Note: there are three different sets of P.E. Certified documents; please specify the code to which the cabinet must comply _____ [IBC/UBC/CBC Anchorage, IBC Anchorage and Structure for Essential Facilities (Ip= 1.5), OSHPD Anchorage Pre-approval]. For additional information, request seismic technical summary #1AT-100.*

Suffix -NP (negative pressurization) to change the vented rear door to solid and the vented sides to solid.

Suffix -VT (vented top) to change the solid top panels to vented top panels.


Suffix -G to specify neutral Network Grey (putty) color instead of Black.

Optional cabinet system accessories shall include a surface front door Model _____, fan panel Model _____, platform base Model _____ or leg leveler set Model L195, extra mounting rail pair Model _____, laminate top Model _____. Additionally, the cabinet shall include the following panel and accessory Models _____, thermal and wire management Models _____, AC power distribution Models _____.

Lowell racks and cabinets are manufactured in the USA using Certified US steel. For quality assurance, they are precision formed and finished to the same exacting standards to provide trouble-free installation and professional appearance.



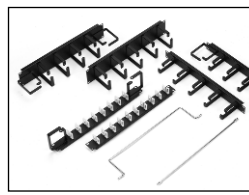
Remember to specify Lowell Rackware® accessories to meet your project requirements.



Vent and Blank Panels



Shelves and Drawers



Wire Management



Cooling



Hardware

Order extra PilotPoint™ screws.

See also Lowell's complete section of AC power products including rackmount panels, strips, controllers, sequencers, filters and surge suppressors.



Power