

# 115 Volt Rackmount Power Strips

EIA/TIA Compliant



## Rackmount units provide economical 15 and 20 amp power

### Features

- UL Listed (file # E204950)
- Available in 15 and 20 amp Models
- 8 circuit-breaker protected rear outlets
- Two models available with front outlet and illuminated power switch or pilot light for status indication
- Choice of finishes available: Black Brushed and Anodized, Silver Brushed and Anodized, Black Powdercoat

PD-915R / PD-920R-NS



front view

PD-815R-PL



front view

PD-815RA-PL



front view

PD-815RC-PL



front view



rear view



rear view (PD-920R-NS only)

### Architects' and Engineers' Specifications

Rackmount power strip shall be Middle Atlantic Products model # \_ (refer to chart), with a \_ amp capacity (refer to chart), differential and common mode surge and spike protection (surge and spike protection available on 15 amp power only) and EMI filtering. Rackmount power strip shall operate on 115 volt AC/60Hz current. Rackmount power strip shall include 9' 14/3 power cord with \_ (refer to chart) plug, 8 rear outlets (refer to chart), \_ front outlet(s) (NEMA 5-15R), and \_ amp circuit breaker located on the power strip's \_ (refer to chart). Rackmount power strip shall occupy one rackspace and be constructed of 18-gauge phosphate pre-treated steel with a \_ finish (refer to chart). Rackmount power strip shall be warrantied to be free from defects in materials and workmanship under normal use and conditions for a period of 3 years. Rackmount power strip shall be UL listed in the US and Canada.

customizable specification clips available at [middleatlantic.com](http://middleatlantic.com)


## Engineered Mounting Solutions

US: New Jersey • California • Illinois • Voice: 973-839-1011 Fax: 973-839-1976 • [middleatlantic.com](http://middleatlantic.com)  
Canada: Ontario • British Columbia • Voice: 613-836-2501 Fax: 613-836-2690 • [middleatlantic.ca](http://middleatlantic.ca)

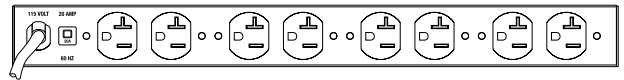
# Rackmount Power Strips basic dimensions

## Front Panels

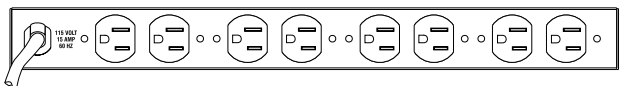
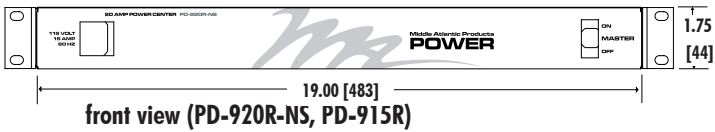
All dimensions in inches [Bracketed dimensions are in millimeters]



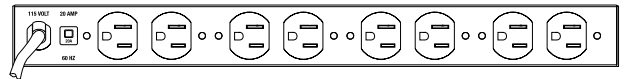
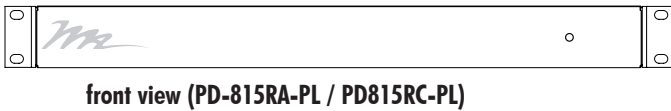
## Rear Panels




rear view (PD-920R-NS)



rear view (PD-915R)



rear view (PD-815R-PL / PD-815RA-PL / PD815RC-PL)



Part #	Amps	Power Cord Type	# Front Outlets	# Rear Outlets	Circuit Breaker Location	Rear Outlet Type	Finish
PD-815R-PL	15	NEMA 5-15P	0	8	Rear	NEMA 5-15R	Black Powdercoat
PD-815RA-PL	15	NEMA 5-15P	0	8	Rear	NEMA 5-15R	Black Brushed and Anodized
PD-815RC-PL	15	NEMA 5-15P	0	8	Rear	NEMA 5-15R	Silver Brushed and Anodized
PD-915R	15	NEMA 5-15P	1	8	Front	NEMA 5-15R	Black Powdercoat
PD-920R-NS	20	NEMA 5-20P	1	8	Rear	NEMA 5-20R	Black Powdercoat

- Nominal line voltage: 120 VAC
- Maximum line current: 15 Amps
- Maximum allowable voltage: 125 VAC (RMS)
  - Maximum continuous voltage differential applied between line and neutral
  - Maximum clamping voltage: 395 volts@100 amps
- Peak impulse current (8/20 micro seconds):
  - 30,000 amps, one time
  - 21,000 amps, two times within 5 minutes
  - 9,000 amps, ten times within 2 minutes
  - Maximum peak impulse current pulse as defined between line and neutral
  - Maximum multiple impulse current derated per spec

- Response time: Instantaneous (Less than 1 nanosecond)
- EMI/ RF Suppression: More than 20 db
  - Calculated line to neutral, 100 KHz to 1 MHz suppression based upon nominal impedance

