

Features

- Rugged 14 and 16-gauge US steel construction.
- Provides extra width adjustment behind front rails.
- Mounts to the inside angle of front mounting rails.
- Includes cable access opening and lacing points.
- Finished in durable black powder epoxy.

Description

Lowell adjustable width shelf Series LWX provides support for non-rackmount equipment such as consumer electronics, computers, power supplies, and chassis-style components of all types that are wider than the mounting rail clearance of 17.813" on 19"W racks. This versatile 3 piece shelf has width adjustable side supports for expansion from 17.5"W to 22"W to provide extra mounting width behind the rails for larger chassis.


Additionally, the side supports may be installed with the long or short side up to emulate the side height of a 2RU or 3RU shelf without using front mounting rail space.

Models LWX-314 and LWX-318 adjustable width shelves are 14"D and 18"D respectively. The center shelves are precision formed from 16-gauge steel and the side supports are formed from sturdy 14 gauge steel. They assemble without hardware and include a cable access opening and vents. Unique shelves do not mount to the front rail space. They are engineered to mount behind the rail and screw to the square punched holes on the inside angle of the rail (Lowell rails are tapped on one side and punched on the other). The shelf mounts using 2 standard rack screws with cage nuts (included) on the inside slots of each side to facilitate installation (extra hardware is available see p.2). The side slots also include a keyhole opening that may be used to mount a single "set screw" on each side before mounting the shelf. This allows the shelf to be supported and then pulled forward and secured using the 2 screws per side. The assembly also mounts to rear rails if needed to support equipment heavier than 50 lbs. The shelf is smooth black powder epoxy and includes six 10-32 mounting screws with cage nuts and two L-bracket stops..

Note: It is recommended that the shelf and equipment be mounted before other rack accessories to provide ample room for maneuvering equipment that is wider than the panel opening.

A & E Specifications

The expandable width shelf for 19"W rackmount use shall be Lowell Model LWX ____ (314, 318) with adjustable width of 17.5" - 22". Shelf shall have a panel space height of 2RU/3RU. It shall mount to front rails and rear rails (if needed for extra support). Load capacity shall be up to 50 lbs. It shall include provisions for cable entry, ventilation and wire lacing. The center shelf shall be formed from 16 gauge US steel and the side supports shall be formed from 14 gauge US steel. The shelf shall be finished in black powder epoxy and include six 10-32 mounting screws with cage nuts and two L-Bracket Stops.



Series LWX Expandable Width Shelf

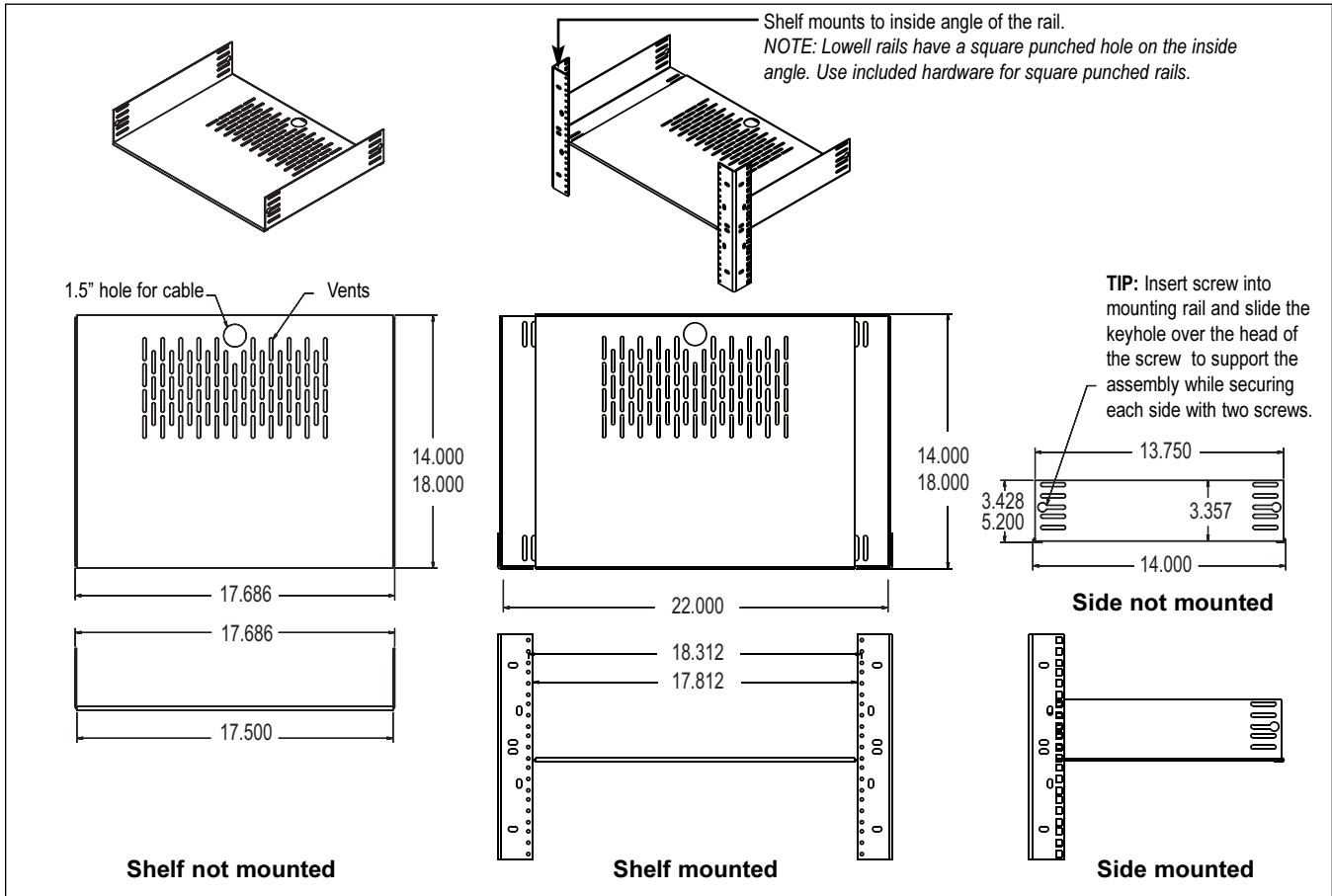
LWX SERIES SHELF SPECIFICATIONS

Model	Description	Panel Space (inches)*	Panel Space (Rack Units)*	Depth	Useable Width	Weight	Load Rating	Mounts Model Series
LWX-314	Expandable width shelf	3.5" / 5.25"	2RU / 3RU	14"	17.5" - 22"	8 lbs	50lbs	L279, L278, L277, L275** L268, L267**, L262**, L260**
LWX-318	Expandable width shelf	3.5" / 5.25"	2RU / 3RU	18"	17.5" - 22"	10 lbs	50lbs	L258**, L259**, L250***, L253**, LPT2, LPT4

*Shelf mounts behind the rail and does not use any front panel space.

**Models indicated require additional full length or short rails for rear support of the LWX-314 if necessary for extra support. Other models listed include front and rear rails.

***LWX-318 will not fit in L250; use LWX-314 instead.




LWX-314 Dimensions and Mounting Specifications

Companion Accessories



L212 Series Mounting Rails

Printed rails are reversible.
Tapped 10-32 and square punched 12-24/6mm/10-32.
(order separately - if required to provide rear rail support)



RSP Phillips Finish Head
RS Phillips Truss Head
RSV Torx® Star Post Head



RSP-500 / RS-500 Jars

NOTE: LWX Shelf mounts to inside of rail (square holes) using RSP Series Screws with RCN1032 Cage nuts (included). Order extra if required for rear rail support.

Model	Description	Quantity
Screws for tapped rail use or on punched rails with 10-32 cage nut		
RSP-100	Hdwr phillips finish head pilot pt w washers Blk 10-32x.875	100 pc bag
RSP-500	Hdwr phillips finish head pilot pt w washers Blk 10-32x.875	500 pc jar
RS-100	Hdwr phillips truss head pilot pt w washers Blk 10-32x.875	100 pc bag
RS-500	Hdwr phillips truss head pilot pt w washers Blk 10-32x.875	500 pc jar
RSR-50	Hdwr robertson SQ- head pilot pt w washers Blk 10-32x.875	50 pc bag
RSR-BIT	Hdwr torx pin drive bit for RSR Series screws	1 Qty
RSV-50	Hdwr torx star post security pilot pt w washers Blk 10-32x.875	50 pc bag
RSV-BIT	Hdwr torx pin drive bit for RSV Series screws	1 Qty
Screws for square punched rail use		
RS1224-100	Hdwr phillips pan head w separate washers Blk 12-24 x .75	100 pc bag
RS6MM-100	Hdwr phillips pan head w separate washers Blk 6mm x .75	100 pc bag
Cage Nuts for square punched rail use		
RCN1224-100	Hdwr cage nuts Blk 12-24	100 pc bag
RCN6MM-100	Hdwr cage nuts Blk 6mm	100 pc bag
RCN1032-100	Hdwr cage nuts Blk 10-32	100 pc bag