



Middle Atlantic Products, Inc.


middleatlantic.com



VT Series

- Highest percent of open area (63%)
- 16-gauge perforated steel
- Flanged for strength
- Available in 1 though 4 rackspaces
- Durable black powder coat finish

* see chart for size information




VT-2

VTF Series

- Tight perforated pattern limits view
- 16-gauge perforated steel
- Flanged for strength
- Available in 1 through 4 rackspaces
- Durable black powder coat finish

* see chart for size information




VTF-2

VTP Series

- Highest aesthetics
- 16-gauge aluminum
- Flanged for strength
- Available in 1 through 3 rackspaces
- Black brushed and anodized or silver brushed and anodized finish

* see chart for size information



CVTP-2



VTP-2


EVT Series

- 16-gauge steel (EVT) or 16-gauge aluminum (EVTC, EVTA)
- Flanged for strength
- Available in 1 and 2 rackspaces
- Black powder coat, black brushed and anodized, or silver brushed and anodized finish


* see chart for size information



EVTC-2



EVT-2



EVTA-2

electronic version available at middleatlantic.com

Engineered Mounting Solutions

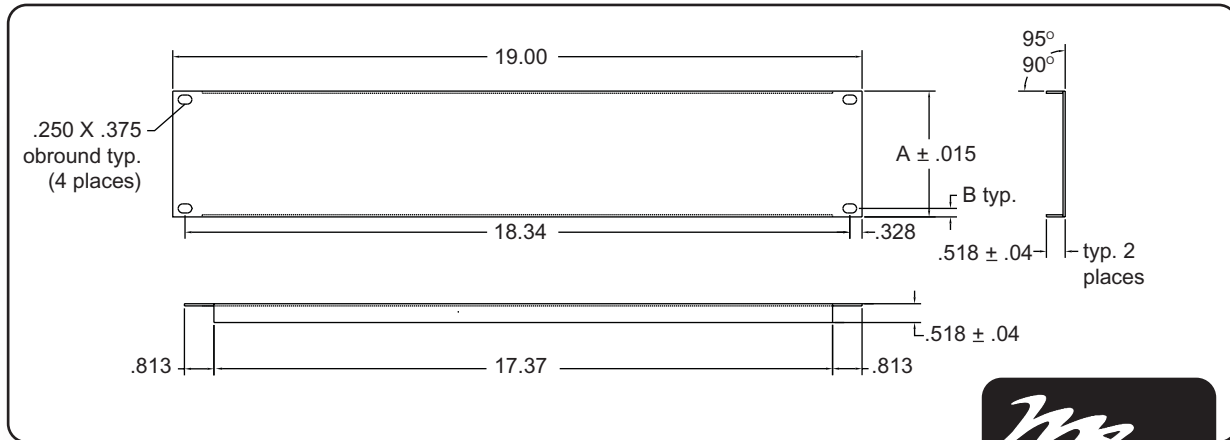
US: New Jersey • California • Illinois • Voice: 973-839-1011 Fax: 973-839-1976 • middleatlantic.com
 Canada: Ontario • British Columbia • Voice: 613-836-2501 Fax: 613-836-2690 • middleatlantic.ca

Architects' and Engineers' Specifications

EIA compliant 19" vent panels shall be Middle Atlantic Products model # ___, occupying ___ rackspaces (refer to chart). Vent panel shall be constructed of 16-gauge perforated steel (VT, VTF, EVT) or 16-gauge aluminum (CVTP, VTP, EVTC, EVTA) and shall have a ___ finish (refer to chart).

- VT perforation pattern shall be:
5/32" dia. hole, with 3/16" staggered centers
Open Area 63%
- VTF perforation pattern shall be:
1/16" dia. hole, with 1/8" staggered centers
Open Area 23%
- VTP slot pattern shall be:
0.075" x 3.125" obround on 0.313" centers (horiz.)
- EVT slot pattern shall be:
0.075" x 1.25" obround on 0.313" centers (vert.)

Vent Panel basic dimensions



PART #	RACKING HEIGHT	FINISH
CVTP-1	1.75 (1 space)	Silver Brushed and Anodized
CVTP-2	3.50 (2 space)	Silver Brushed and Anodized
CVTP-3	5.25 (3 space)	Silver Brushed and Anodized
EVT-1	1.75 (1 space)	Black Powder Coat
EVT-2	3.50 (2 space)	Black Powder Coat
EVTA-1	1.75 (1 space)	Black Brushed and Anodized
EVTA-2	3.50 (2 space)	Black Brushed and Anodized
EVTC-1	1.75 (1 space)	Silver Brushed and Anodized
EVTC-2	3.50 (2 space)	Silver Brushed and Anodized
VT-1	1.75 (1 space)	Black Powder Coat
VT-2	3.50 (2 space)	Black Powder Coat
VT-3	5.25 (3 space)	Black Powder Coat
VT-4	7 (4 space)	Black Powder Coat
VTF-1	1.75 (1 space)	Black Powder Coat
VTF-2	3.50 (2 space)	Black Powder Coat
VTF-3	5.25 (3 space)	Black Powder Coat
VTF-4	7 (4 space)	Black Powder Coat
VTP-1	1.75 (1 space)	Black Brushed and Anodized
VTP-2	3.50 (2 space)	Black Brushed and Anodized
VTP-3	5.25 (3 space)	Black Brushed and Anodized