



Middle Atlantic Products, Inc.

middleatlantic.com

96-045/ rev 12 / 04-10-07

DWR Series Wall Mount Rack

PATENT PENDING


EIA/TIA Compliant

UL US LISTED

The DWR Series 19" wall mount rack is ideal when installing larger systems in both secured and non-secured areas. Broadest range of sizes available, with outstanding cable lacing features

Features

- Available in 17", 22" and 26" overall depths with 15", 20" and 24" of useable depth
- Tool-Free Quick-Mount™ system allows for easy, one-person mounting of the center section to the backpan on the jobsite
- Optional zero clearance latch allows side-by-side or corner mounting
- 16-gauge steel construction with 1/8" thick laser-cut corner braces
- Adjustable front rackrail, rear rackrail optional
- Center section hinges for left or right opening
- Cutouts for low-voltage Decora® devices in front and rear of center section, top and bottom
- Easily removable laser knockouts accommodate conduit, UHF/VHF antennas, Wiremold® 4000 series raceways, Middle Atlantic Products universal connector panels, electrical pull-box and as many as four 4-1/2" fans
- Finished in a durable black or granite gray textured powder coat
- UL Listed in the US and Canada



Important information regarding useable depths! SEE PAGE 3

DWR-24-22

Architects' and Engineers' Specifications

EIA compliant 19" wall mount rack shall be Middle Atlantic Products model # DWR-__-__ (refer to chart). Overall dimensions shall be 23.4" W x ___" H x ___" D (refer to chart). Weight capacity shall be ___ lbs. (refer to chart). Tool-Free Quick-Mount™ system shall enable one-person installation. Useable depth shall be ___ (refer to chart) and shall extend into the backpan 3.5". Center section and backpan shall be 16-gauge steel, finished in a black or granite gray textured powdercoat (black finish is standard, suffix part # with GY to indicate a granite gray finish). Rackrail shall be constructed of 11-gauge steel with tapped 10-32 mounting holes in universal EIA spacing with black e-coat finish and marked rackspace. Rack shall be constructed to swing open for component cabling access, center section shall pivot for either left or right opening. Backpan shall include raised mounting embosses to mount power products and other accessories. Rack shall have 3/4", 1", 1-1/2", 2" and 3" electrical knockouts, four Decora® cutouts, and BNC knockouts for UHF/VHF antennas knockouts top and bottom. Backpan shall have a 12-1/2" x 12-1/2" cutout for electrical pull-box. Fan knockouts on top and bottom shall allow for installation of up to four 4-1/2" fans. Rack shall include 2" and 4" knockouts for Wiremold® 4000 series raceways and knockouts for Middle Atlantic Products universal connector panels. Top, bottom and sides shall feature vertical vent pattern. Rack shall be UL Listed in the US and Canada. Rack shall be warrantied to be free from defects in materials or workmanship under normal use and conditions for the lifetime of the rack.

OPTIONS

- Front doors shall be reinforced 16-gauge steel, model # FD-XX (solid), VFD-XX (vented, 22% open area), LVFD-XX (vented, 68% open area), PFD-XX (plexi), (XX = # of rackspace of DWR rack)
- Keyless Latch replaces keylock, fits front & rear doors, shall be models # LATCH
- Rear rail kit 11-gauge, 10-32 threaded, sold in pairs, hardware included, shall be model # DWR-RRXX
- Fan kits with two 4-1/2" exhaust fans, fan guards and vent blockers, shall be model # DWR-FK17 (fits DWR-xx-17), DWR-FK22 (fits DWR-xx-22), DWR-FK26 (fits DWR-xx-26)
- Vent Blockers used to promote active thermal management, shall be model # VBK-D17 (fits DWR-XX-17), VBK-SD22 (fits DWR-XX-22), VBK-E20 (fits DWR-XX-26)
- Optional cover plate / shelf kit shall be model # DWR-CVR
- Zero clearance latch shall allow side-by-side or corner mounting, shall be model # DWRSR-ZL

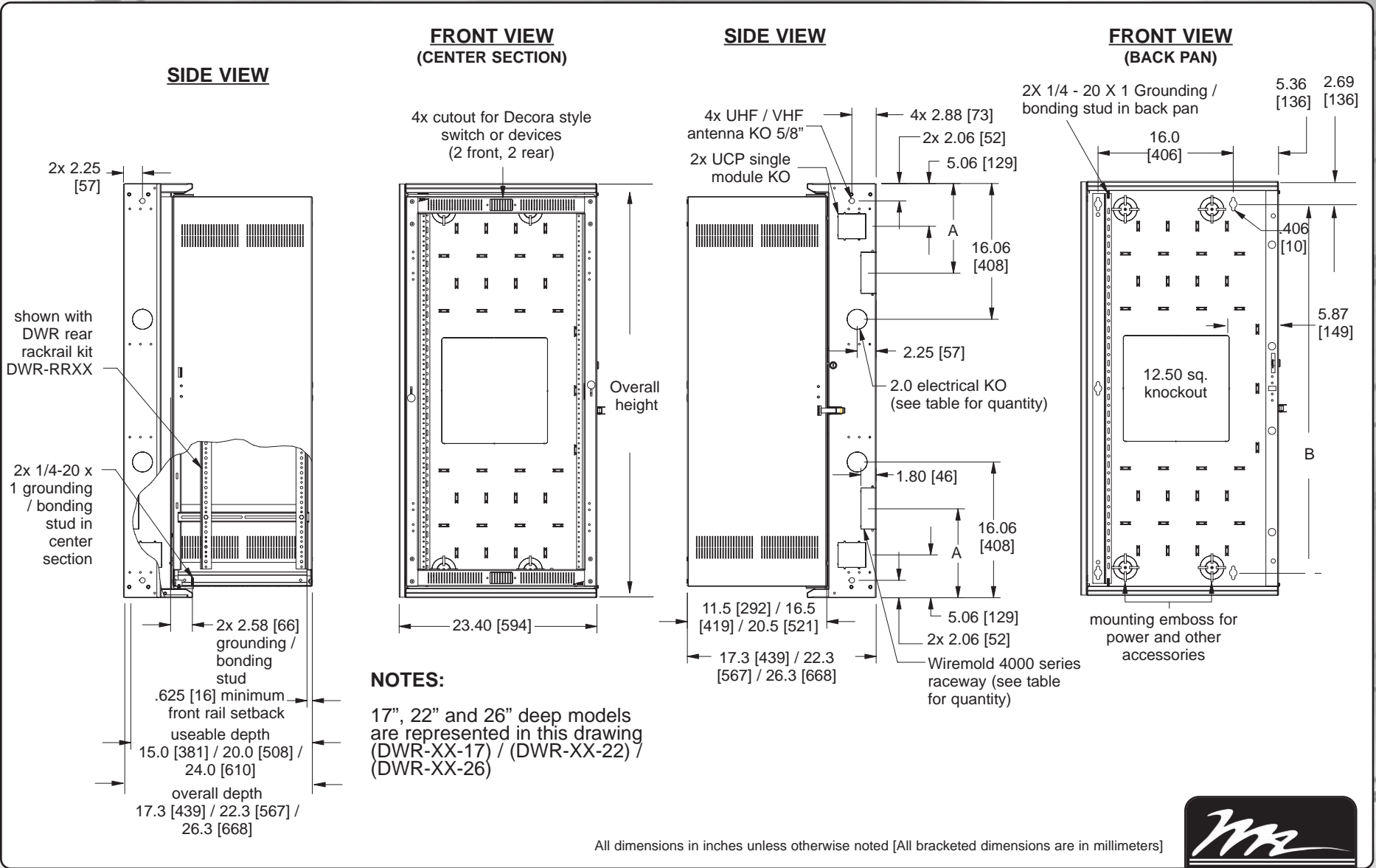
electronic version available at middleatlantic.com

Engineered Mounting Solutions

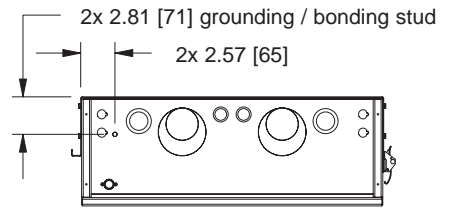
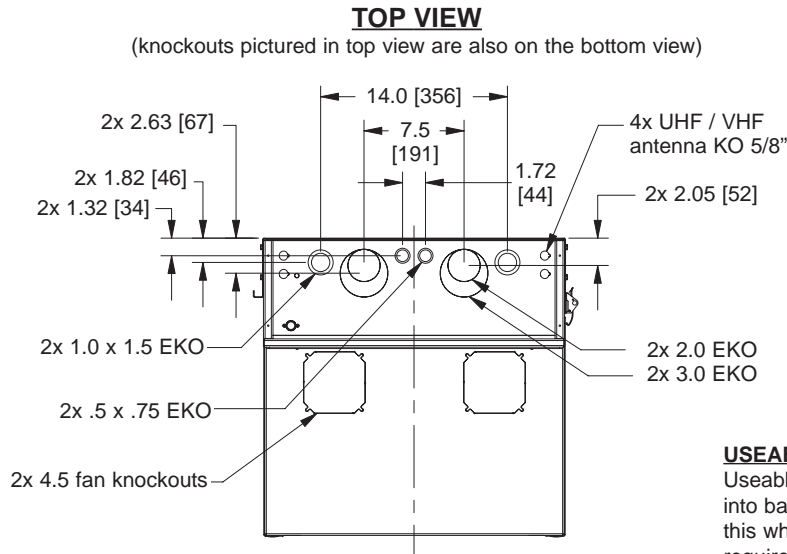
US: New Jersey • California • Illinois • Voice: 973-839-1011 Fax: 973-839-1976 • middleatlantic.com
Canada: Ontario • British Columbia • Voice: 613-836-2501 Fax: 613-836-2690 • middleatlantic.ca

96-045 / rev 12 / 04-10-07 / DWR Series Sectional Wall Rack

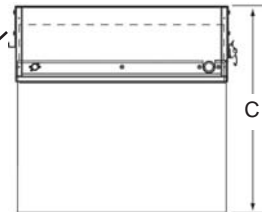
DWR Series basic dimensions



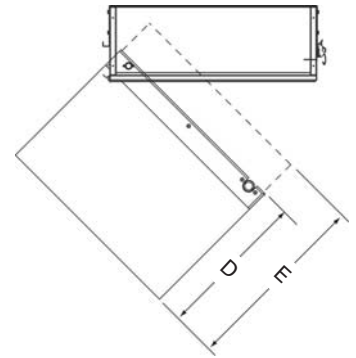
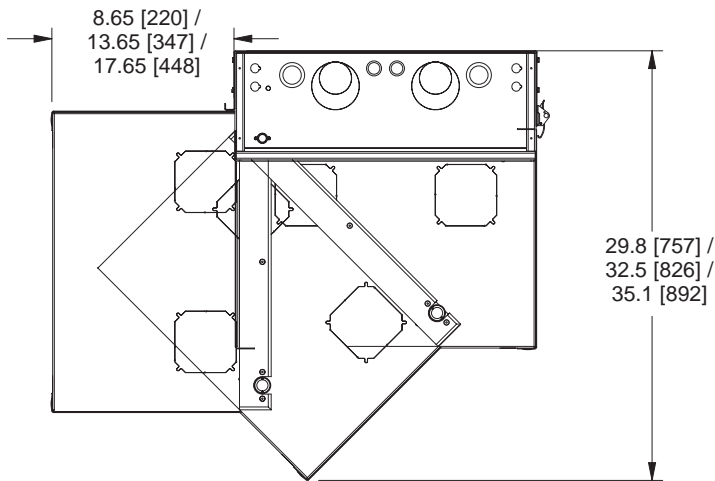
DWR Series basic dimensions



USEABLE DEPTH
Useable depth extends into backpan. Consider this when applications require large amounts of cables, connectors and/or conduit in the backpan.



CENTER SECTION CLEARANCE



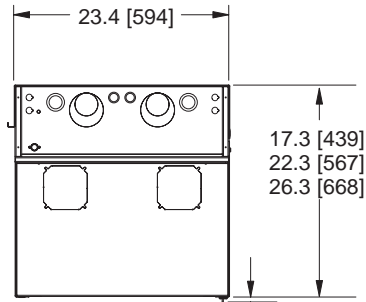
MODEL #	C OVERALL DEPTH	D CENTER SECTION DEPTH	E USEABLE DEPTH
DWR-XX-17	17.3 [439]	11.5 [292]	15.0 [381]
DWR-XX-22	22.3 [567]	16.5 [419]	20.0 [508]
DWR-XX-26	26.3 [668]	20.5 [521]	24.0 [610]

All dimensions in inches unless otherwise noted [All bracketed dimensions are in millimeters]

PART #	OVERALL HEIGHT	RACKING HEIGHT	USEABLE DEPTH	RACK SPACES	WEIGHT CAPACITY	2" EKO BACKPAN QUANTITY	WIREMOLD 4000 SERIES QUANTITY	A WIREMOLD 4000 SERIES SPACING	B MOUNTING HOLE SPACING	QTY OF MOUNTING HOLES
DWR-10-17	24.50 [622]	17.50 [445]	15	10 spaces	200 lbs.	-	1	12.25 [311]	19.13 [486]	4
DWR-10-22	24.50 [622]	17.50 [445]	20	10 spaces	200 lbs.	-	1	12.25 [311]	19.13 [486]	4
DWR-12-17	28.00 [711]	21.00 [533]	15	12 spaces	200 lbs.	-	1	14.00 [356]	22.63 [575]	4
DWR-12-22	28.00 [711]	21.00 [533]	20	12 spaces	200 lbs.	-	1	14.00 [356]	22.63 [575]	4
DWR-12-26	28.00 [711]	21.00 [533]	24	12 spaces	200 lbs.	-	1	14.00 [356]	22.63 [575]	4
DWR-16-17	35.00 [889]	28.00 [711]	15	16 spaces	200 lbs.	-	1	17.50 [445]	29.63 [752]	4
DWR-16-22	35.00 [889]	28.00 [711]	20	16 spaces	200 lbs.	-	1	17.50 [445]	29.63 [752]	4
DWR-18-17	38.50 [978]	31.50 [800]	15	18 spaces	250 lbs.	-	1	19.25 [489]	33.13 [841]	4
DWR-18-22	38.50 [978]	31.50 [800]	20	18 spaces	250 lbs.	-	1	19.25 [489]	33.13 [841]	4
DWR-18-26	38.50 [978]	31.50 [800]	24	18 spaces	250 lbs.	-	1	19.25 [489]	33.13 [841]	4
DWR-21-17	43.75 [1111]	36.75 [933]	15	21 spaces	250 lbs.	4	2	10.56 [268]	38.33 [975]	4
DWR-21-22	43.75 [1111]	36.75 [933]	20	21 spaces	250 lbs.	4	2	10.56 [268]	38.33 [975]	4
DWR-24-17	49.00 [1245]	42.00 [1067]	15	24 spaces	300 lbs.	4	2	10.56 [268]	43.63 [1108]	5
DWR-24-22	49.00 [1245]	42.00 [1067]	20	24 spaces	300 lbs.	4	2	10.56 [268]	43.63 [1108]	5
DWR-24-26	49.00 [1245]	42.00 [1067]	24	24 spaces	300 lbs.	4	2	10.56 [268]	43.63 [1108]	5
DWR-35-17	68.25 [1734]	61.25 [1558]	15	35 spaces	300 lbs.	4	2	10.56 [268]	62.83 [1597]	6
DWR-35-22	68.25 [1734]	61.25 [1558]	20	35 spaces	300 lbs.	4	2	10.56 [268]	62.83 [1597]	6
DWR-35-26	68.25 [1734]	61.25 [1558]	24	35 spaces	300 lbs.	4	2	10.56 [268]	62.83 [1597]	6

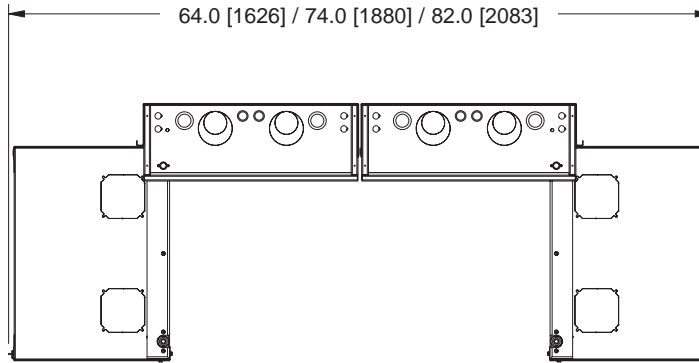
DWR Series basic dimensions with Zero Clearance Latch installed

TOP VIEW

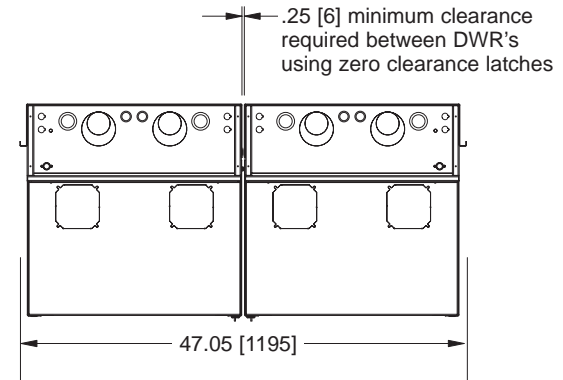


zero clearance latch adds an additional .52 [13] to front of rack

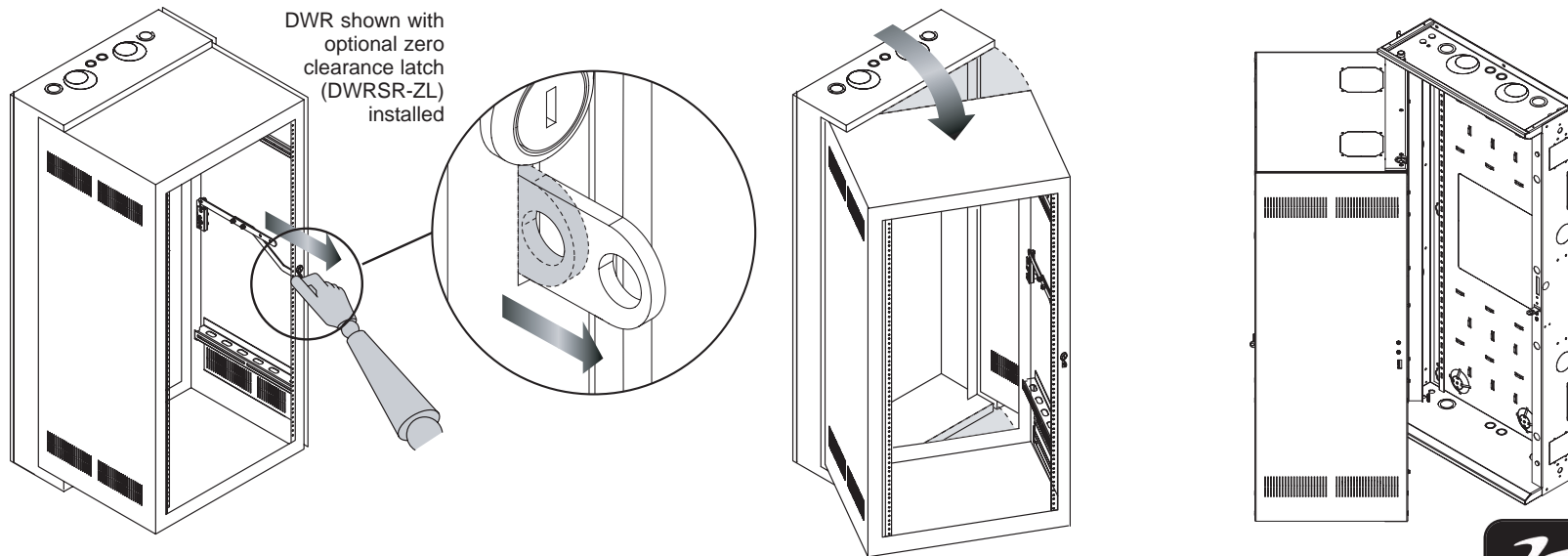
**TOP VIEW
(2 DWR'S FULLY OPEN)**



**TOP VIEW
(2 DWR'S IN CLOSED POSITION)**



OPTIONAL DWRSR-ZL ZERO CLEARANCE LATCH OPERATION:



All dimensions in inches unless otherwise noted [All bracketed dimensions are in millimeters]

