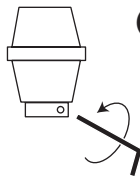




**MICROFLEX® METAL WINDSCREEN
MODEL A412MWS**

- 1** Loosen the setscrew on the *windscreen collar* with the supplied miniature hex wrench.



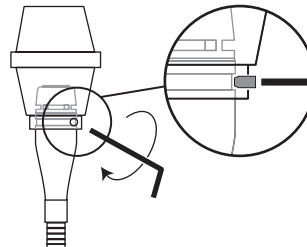
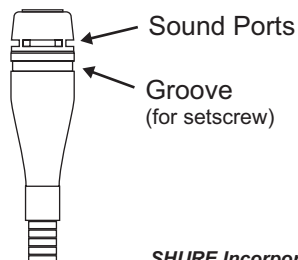
- 2** Slide the windscreen over the microphone head until it stops.



IMPORTANT:

- The *windscreen collar* **must not block the sound ports** on the microphone.
- The setscrew should rest **in the groove** around the microphone base.

- 3** Tighten the setscrew to secure the windscreen.



SHURE Incorporated Web Address: <http://www.shure.com>
5800 W. Touhy Avenue, Niles, IL 60714-4608, U.S.A.
In U.S.A., Phone: 1-847-600-2000 Fax: 1-847-600-1212
In Europe, Phone: 49-7131-72140 Fax: 49-7131-721414
In Asia, Phone: 1-852-2893-4290 Fax: 1-852-2893-4055
International Fax: 1-847-600-6446