

Description

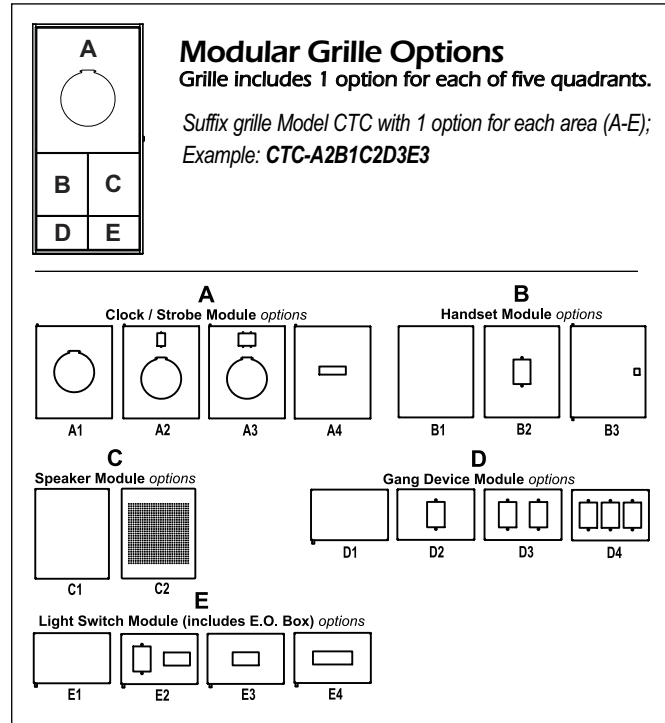

CTC Series is Lowell's Custom Telecommunication Center clock grille with modular options for mounting a speaker, clock, strobe and other devices. It provides an attractive method of organizing telecommunications functions into one unit that is easy to customize, order and operate. It is the ideal solution for satisfying local codes while still being flexible enough to accommodate the individual communication needs and variances specified for classrooms, sports/recreation facilities, and medical or professional buildings of all kinds.

The attractive grille face is 18.85"W x 39.125"H and is divided into five quadrants with options in each area for a clock and strobe, handset, 8" speaker, a variety of gang-size devices, light switches and thermostat. (see 'Modular Grille Options' below and diagram at right). For ordering ease, the grille is always the same price; no matter which options are selected. The grille is fabricated from heavy gauge steel with a smooth white powder epoxy paint. The steel grille frame includes a factory mounted 1, 2, or 3-gang E.O. Box for field mounting option E light switches. The frame is finished in textured black powder epoxy. For locking security of installed components, the grille is secured to the frame via a side lock. The grille may be mounted to recessed backbox Model CTC-BXR or surface Model CTC-BXS (order separately).

Modular Grille Options

Grille includes 1 option for each area (A-E) - Components for A, B, D and E are ordered from others. Component speaker driver for group C is ordered separately from Lowell.

- (A) **Clock / Strobe area:** Includes a universal clock mounting bracket for easy installation of most clocks (by others). Models with strobe cutout are engineered to position the strobe 80" from the floor while maintaining the typical light switch height.
 - A1** = cutout and universal mounting bracket for 12" analog clock, **A2** = same as A1 with vertical cutout for 1-gang strobe, **A3** = same as A1 with horizontal cutout for 1-gang strobe, **A4** = cutout and bracket for digital clock; suffix clock manufacturer (**DD3**)=*Dukane 24D20A, 24D20*; (**DF**)=*Faraday 2363-24, also Sapling 100 and 200 Series*; (**DFR**)=*Franklin F1200-6PM; 6PM-1*; (**DR1**)=*Rauland 2420*; (**DR2**)=*Rauland 2520*; (**SAP1**)=*Sapling 103 & 203 Series*.
- (B) **Handset area:** **B1** = blank, **B2** = one gang cutout, **B3** = locking door
- (C) **Speaker area:** **C1** = blank, **C2** = studs for 8" driver (order 805, 810 or CT830 driver separately from Lowell).
- (D) **Gang-size cut-outs for low voltage devices:** **D1** = blank, **D2** = one 1-gang, **D3** = two 1-gang, **D4** = three 1-gang
- (E) **Light switch cut-outs and installed E.O. Box (1, 2, or 3-gang):**
 - E1** = blank, **E2** = one thermostat and one switch, **E3** = two switches, **E4** = three switches.



Specifications

Grille Model*	Description	Dimensions	Finish	Mounts Speaker**	Mounts Backbox (see chart below)
CTC-A * B * C * D * E *	Speaker-clock grille with modular device cutouts	18.85W x 39.125H	White	8"	CTC-BXR or CTC-BXS

*Suffix each letter with device cut-out option from Modular Grille Option list above; Example: CTC-A2B1C2D3E3. Components for A, B, D, and E are ordered from others.
**Order Lowell speaker driver model 805 (12W), 810 (15W) or 830 (20W) with optional transformer separately to fill option area 'C'.

Backbox Model	Style	Dimensions	Knockouts top & bottom	Finish	Mounts Grille
CTC-BXR	Recessed	15.596"W x 37"H x 3"D	1.125" x .875"	White	CTC
CTC-BXS	Surface	18.85"W x 39.125"H x 3.063"D	wiremold	White	CTC



CTC Series

Custom Speaker Grille for Clock, Strobe & Telecommunications

A
U
D
I
O

12"/10"
Speakers &
Accessories

8"
Speakers &
Accessories

6"
Speakers &
Accessories

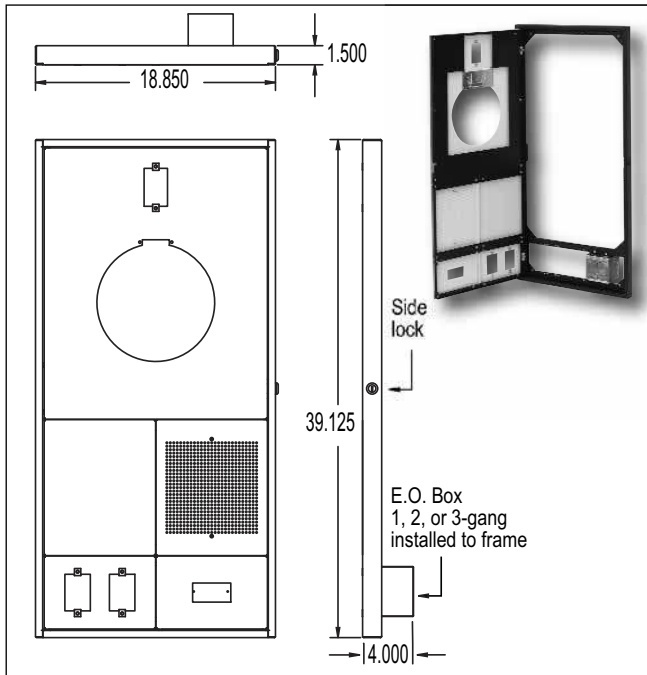
4"
Speakers &
Accessories

Horn
Speakers &
Accessories

Masking
Speakers &
Generators

Control
Accessories
& Electronics

Grilles - Clock Speaker

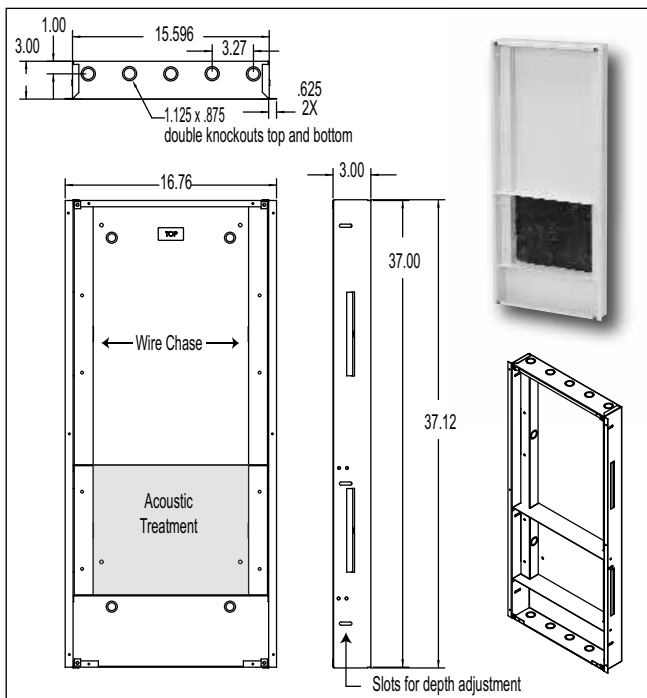


CTC Grille Dimensions

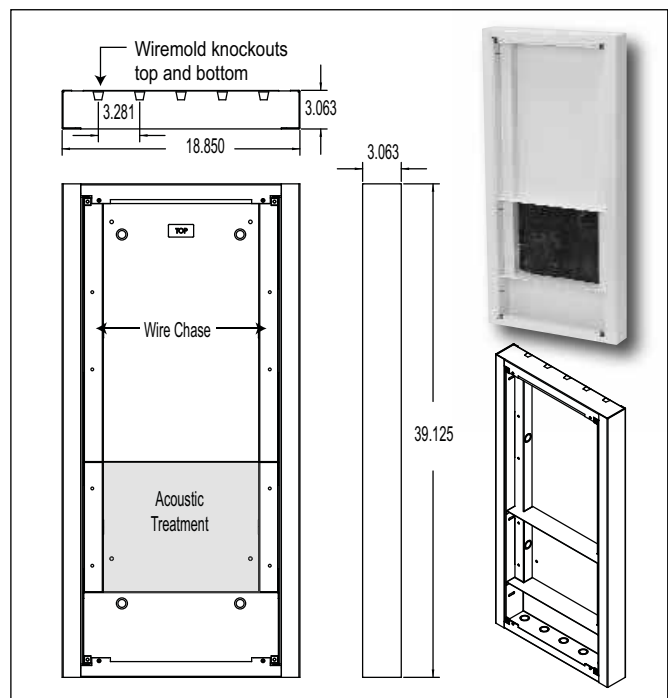
A & E Specifications

The modular speaker-clock grille for custom telecommunications applications shall be Lowell Series CTC Model _____ with selected options for each of five modular areas. The modular grille shall measure 18.85"W x 39.125"H and be divided into five quadrants with options in each area for field installation of a clock and strobe, handset, 8" speaker, a variety of gang-size devices, light switches and thermostat. A factory mounted E.O. Box shall be installed to the grille frame when light switch options are selected for Quadrant E. Quadrant option cutouts selected shall be: A=_____, B=_____, C=_____, D=_____, E=_____. Devices for option cutouts A, B, D, and E shall be by others. Device for option B shall be Lowell speaker Model _____ (805 12W, 810 15W, 830 20W) order separately. The grille shall be fabricated from certified US steel and finished in a smooth white powder epoxy paint. The steel frame shall be finished in textured black powder epoxy and include a side lock for security.

The grille shall mount backbox Model _____ (CTC-BXR recessed, CTC-BXS surface). Backboxes shall be finished in matching white powder epoxy and include vertical wire channels on each side. Recessed Model CTC-BXR shall measure 15.596"W x 37"H x 3"D and have double knockouts (1.125" x .875") top and bottom. Surface Model CTC-BXS shall measure 18.85"W x 39.125"H x 3.063"D and have wiremold knockouts top and bottom.



CTC-BXR Recessed Backbox Dimensions



CTC-BXS Surface Backbox Dimensions

Backbox Selection

Backboxes for Lowell's CTC Series Custom Telecommunications Center include recessed backbox Model CTC-BXR and surface Model CTC-BXS. Both are formed from 20 gauge steel and have two horizontal dividers; one separating Quadrant A from B and C, and the second separating B and C from D and E. Isolation for quadrant E, which mounts light switches, is provided by a factory

mounted E.O. Box (1, 2, or 3-gang) installed on the grille frame. Wire access is provided top and bottom by 1.125" x .875" knockouts on the recessed model and less obtrusive wiremold knockouts on the surface model. Both are additionally equipped with rear knockouts and vertical wire chase channels for cable management.