



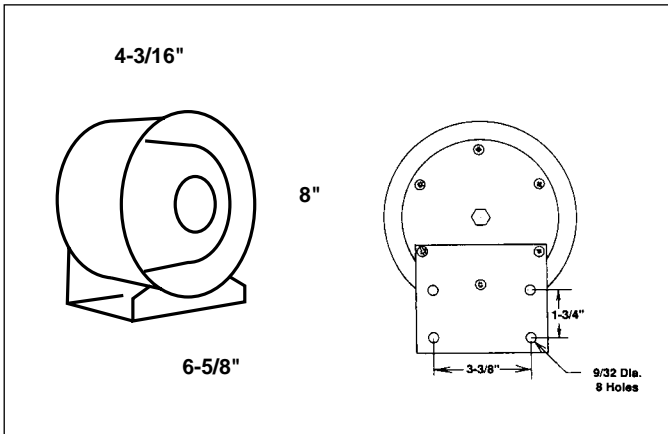
# 25-WATT CONCEALED-MOUNTING LOUDSPEAKER

MO-2

TWO



MO-2



## TECHNICAL SPECIFICATIONS

<b>Models:</b>	MO-2
<b>Power Rating:</b>	25 watts
<b>Frequency Response:</b>	400-15,000 Hz (nominal) 550-13,500 Hz ( $\pm 5$ dB)
<b>Sensitivity (SPL):</b>	122dB at 25 watts (peak) 115dB at 25 watts/1 meter (avg) 550-13,500 Hz 108dB at 1 watt/1 meter (avg) 550-13,500 Hz
<b>Dispersion Angle:</b>	85° (-6dB, 2 kHz octave band)
<b>Impedance:</b>	8 ohms
<b>Dimensions:</b>	6 $\frac{5}{8}$ "W x 8"H x 4 $\frac{3}{8}$ "D (365 x 210 x 327mm)
<b>Weight:</b>	5 lbs. (2.3kgs)
<b>Finish:</b>	Grey baked epoxy

## FEATURES

- Heavy-Duty Loudspeaker with Optimum Voice and Signal Intelligibility for Industrial, Marine, Military and Vehicular Applications
- Impact and Environment-Resistant Construction for Dependable Indoor/Outdoor Use
- U.S.-Made Compression Driver Assures High Reliability
- Specifically Designed for Surface or Concealed Mounting

## APPLICATIONS

Utilize loudspeaker Model MO-2 for signal transmission in intercom/talkback, electro-acoustic warning, CB, transceiver and public address systems in marine, vehicular, military, service and processing facilities. Unit is ideal for concealed mounting or where minimum aerodynamic obstruction is desired. Model MO-2 is engineered to withstand demanding environmental elements as produced in mining, steel and chemical processing, oil exploration, power generation and railroad facilities. Note: for explosion-proof loudspeakers refer to HLE/MLE Series, SL2-1421.

## GENERAL DESCRIPTION

Compact, double re-entrant unit with platform base is constructed of heavy-gauge, die cast aluminum to minimize potential damage caused by vibration, shock, impact, dust, wide temperature variations, high humidity, salt water and other rigorous conditions. Its integral compression driver provides optimum efficiency and signal intelligibility. Model MO-2 also assures superior sensitivity when used as a microphone for two-way intercommunication. All exposed parts are finished in grey epoxy. Dimensions: 6 $\frac{5}{8}$ "W x 8"H x 4 $\frac{3}{8}$ "D. (168 x 203 x 106mm). Weight: 5 lbs. (2.3 kg.)

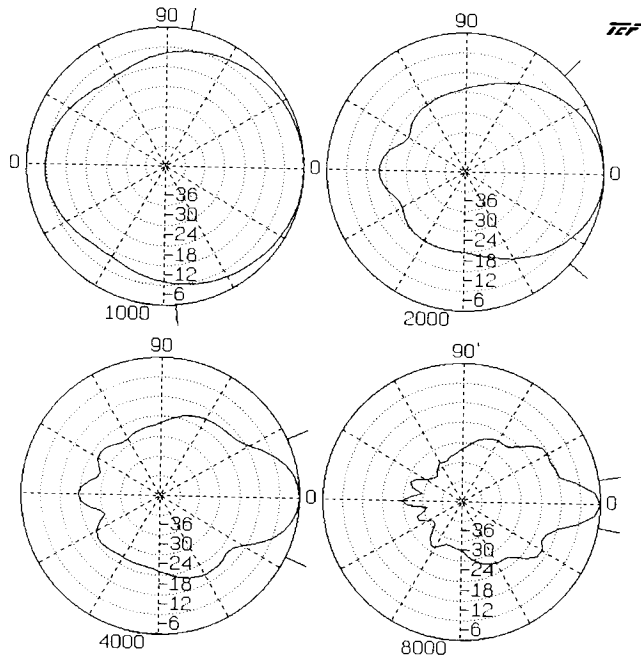
## ARCHITECT AND ENGINEER SPECIFICATIONS

Concealed-mounting loudspeaker shall be environment-resistant Atlas Sound Model MO-2 with power capability of 25 watts. Frequency response shall be 400-15000Hz (Nominal), 550-13,500 Hz (+5dB). Sound pressure level shall be 115dB (25W/1M), 108dB (1W/1M). Dispersion angle shall be 85°. Voice coil impedance shall be 8 ohms. Loudspeaker shall provide superior sensitivity when used as a microphone for two-way intercommunication. Unit shall have a platform base constructed of heavy-gauge, die cast aluminum. Construction shall be die cast aluminum with all exposed parts finished in grey baked epoxy.

Specifications subject to change without notice

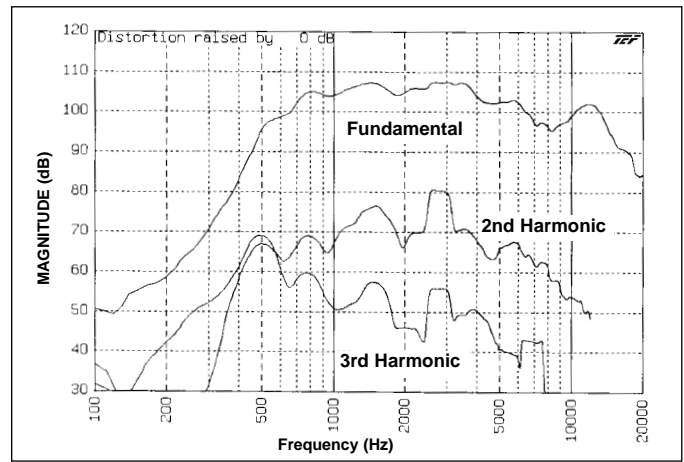


1601 JACK MCKAY BLVD. / ENNIS, TEXAS 75119 U.S.A. / TELEPHONE: (800) 876-3333 / FAX (800) 765-3435

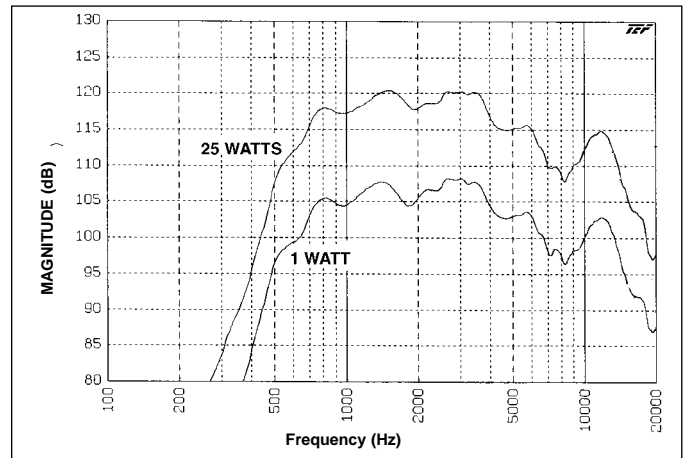


Polars Are Normalized To Zero On Axis

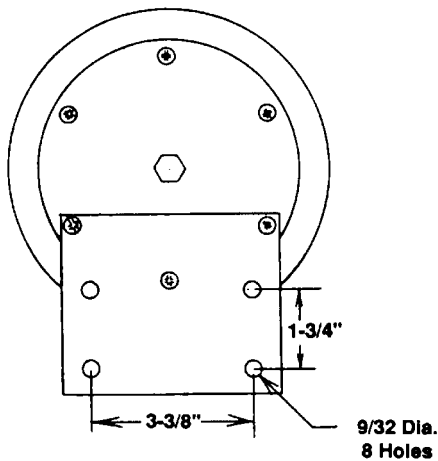
MODEL MO-2			
Frequency	Q	Di	Beamwidth
500	2	3	360
1000	3	7	165
2000	9	10	85
4000	22	13	50
8000	59	18	20



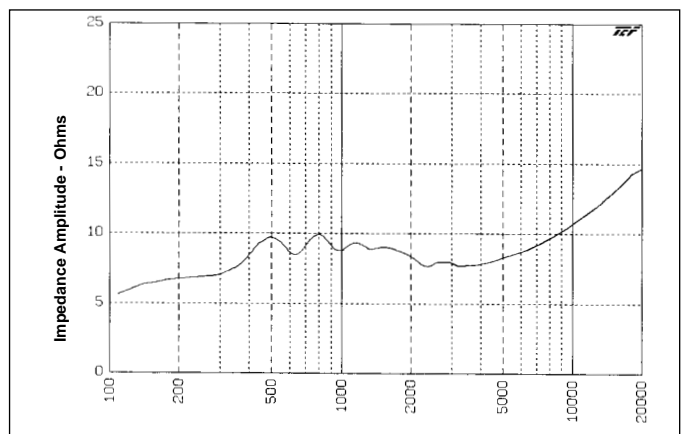
MO-2 Harmonic Distortion - 1 watt @ 1 meter



MO-2 Frequency Response



MO-2 Mounting Bracket Dimensions



MO-2 Impedance Sweep

Atlas Sound products are designed and tested in our well-equipped research laboratory which contains a fully anechoic chamber, complete analog Bruel & Kjaer measurement equipment and Techron® TEF 20® audio analyzer. Atlas Sound is proud to be a beta site for TEF software.

Specifications subject to change without notice



1601 JACK MCKAY BLVD. / ENNIS, TEXAS 75119 U.S.A. / TELEPHONE: (800) 876-3333 / FAX (800) 765-3435