

SRS Series Sliding Rail System

EIA/TIA Compliant



Middle Atlantic Products, Inc.

middleatlantic.com

The SRS Sliding Rail System pulls out 19" to provide rear access to wiring and components

Features

- Simplifies equipment installation in cabinet
- Shortens installation & service time
- Available from 8 space (14") to 20 space (35")
- Optional cable carriers provide effective cable management
- Pulls out 19" for equipment servicing
- Locks closed with included hardware
- Ball bearing slides provide smooth rollout
- 125 lb. capacity with 2 slides (SRS2-X)
- 250 lb. capacity with 4 slides (SRS4-X)



SRS4-16 with optional cable carrier shown in "pulled-out" position

Architects' and Engineers' Specifications

Slide-out equipment rack shall be Middle Atlantic Products model # SRS ___ - ___ (refer to chart). Overall dimensions of rack shall be 19.06" W x ___" H x 18.88" D with ___ useable rackspace and ___ lb. weight capacity (refer to chart). Useable frame depth for installed components shall be 18.25", rack shall pull out 19" on integrated ball bearing slides for equipment servicing. Rackrail shall be 11-gauge steel with tapped 10-32 holes in universal EIA spacing. Rackrail shall be finished in black e-coat with marked rackspace. SRS rough-in pan shall be 14-gauge steel. Finish on SRS assembly shall be durable flat black powder coat. Trim/locking panel shall lock SRS in closed position and be 11-gauge aluminum with brushed black anodized finish. Sliding rail system shall be warranted to be free from defects in material or workmanship under normal use and conditions for a period of three years.

OPTIONS

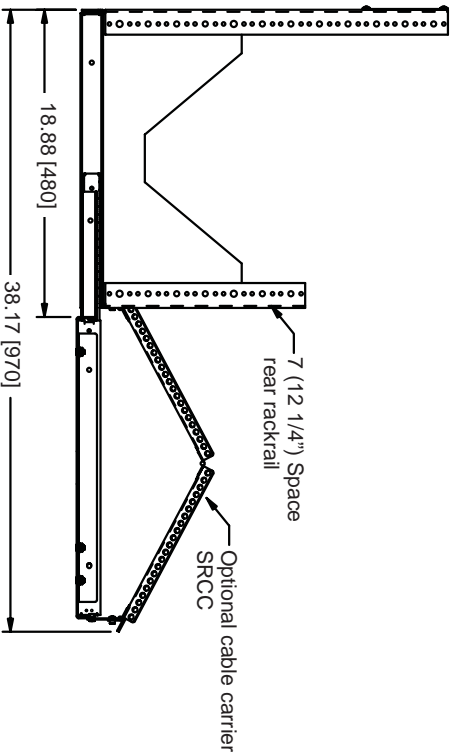
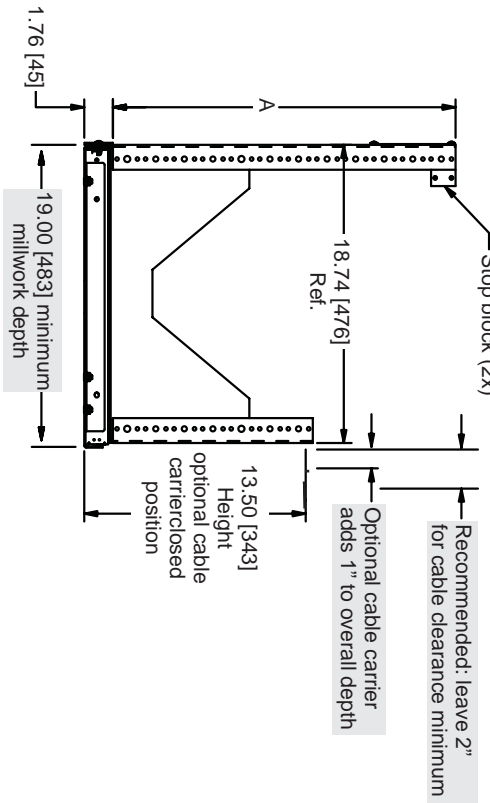
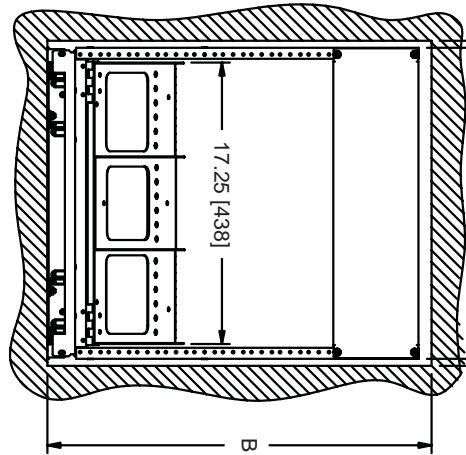
- Optional cable carrier shall be model # SRCC
- Brush gasket shall require 19-5/8" rough-in opening width and shall be model # BG17

customizable specification clips available at middleatlantic.com

Engineered Mounting Solutions

SRS basic dimensions

19-1/4 [489] minimum finished opening width without gasket
 19-5/8 [499] when using optional gasket



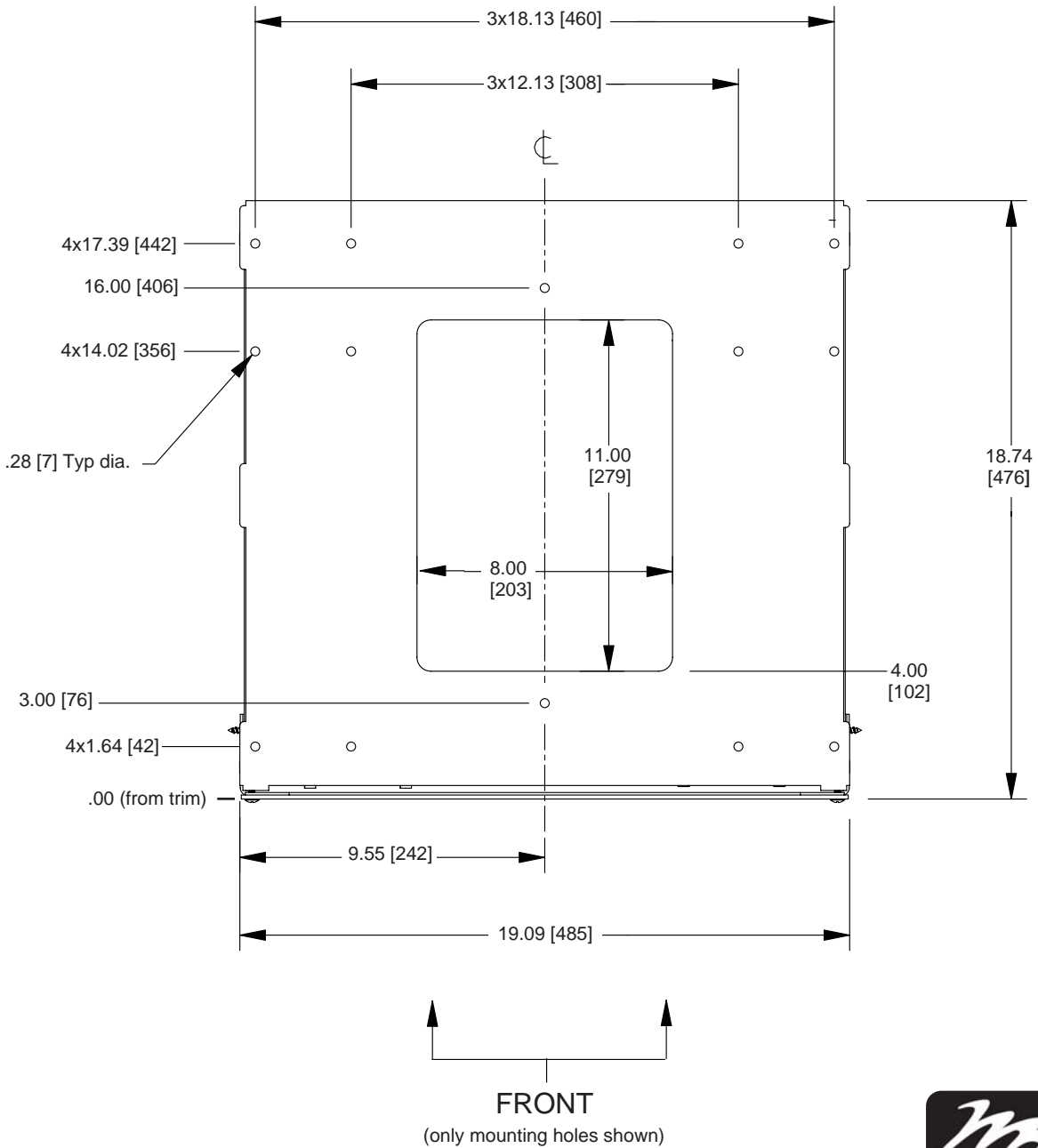
All dimensions in inches [Bracketed dimensions are in millimeters]

Part #	(A) Useable Rackspace	(B) Finished Height Opening
SRS2-8/SRS4-8	8	15-7/8 [403]
SRS2-9/SRS4-9	9	17-5/8 [448]
SRS2-10/SRS4-10	10	19-3/8 [492]
SRS2-11/SRS4-11	11	21-1/8 [537]
SRS2-12/SRS4-12	12	22-7/8 [581]
SRS2-13/SRS4-13	13	24-5/8 [625]
SRS2-14/SRS4-14	14	26-3/8 [670]
SRS2-15/SRS4-15	15	28-1/8 [714]
SRS2-16/SRS4-16	16	29-7/8 [759]
SRS2-17/SRS4-17	17	31-5/8 [803]
SRS2-18/SRS4-18	18	33-3/8 [848]
SRS2-19/SRS4-19	19	35-1/8 [892]
SRS2-20/SRS4-20	20	36-7/8 [937]

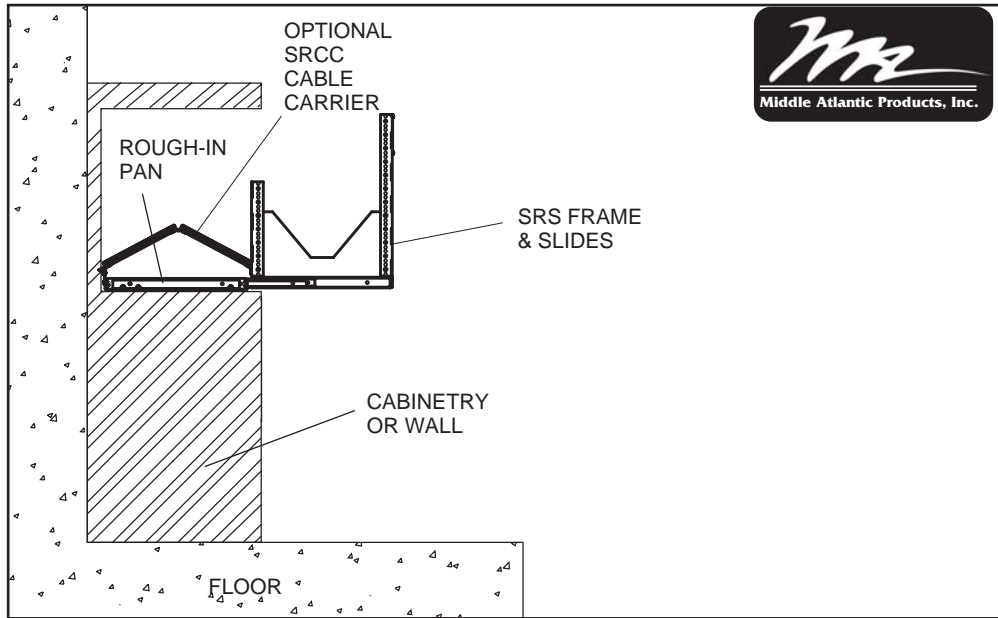


SRS Series rough-in pan mounting point locations

All dimensions in inches [Bracketed dimensions in millimeters]



SRS installed



Part #	Useable Rackspace	Useable Height	Finished Millwork Opening		Min. depth when using optional Cable Carrier*	Weight Capacity
			Height	Min. Depth*		
SRS2-8	8	14 [356]	15-7/8 [404]	19 [483]	20 [508]	125 lbs. [57 kg]
SRS2-9	9	15-3/4 [400]	17-5/8 [448]	19 [483]	20 [508]	125 lbs. [57 kg]
SRS2-10	10	17-1/2 [444]	19-3/8 [492]	19 [483]	20 [508]	125 lbs. [57 kg]
SRS2-11	11	19-1/4 [489]	21-1/8 [536]	19 [483]	20 [508]	125 lbs. [57 kg]
SRS2-12	12	21 [533]	22-7/8 [581]	19 [483]	20 [508]	125 lbs. [57 kg]
SRS2-13	13	22-3/4 [578]	24-5/8 [625]	19 [483]	20 [508]	125 lbs. [57 kg]
SRS2-14	14	24-1/2 [622]	26-3/8 [670]	19 [483]	20 [508]	125 lbs. [57 kg]
SRS2-15	15	26-1/4 [667]	28-1/8 [714]	19 [483]	20 [508]	125 lbs. [57 kg]
SRS2-16	16	28 [711]	29-7/8 [759]	19 [483]	20 [508]	125 lbs. [57 kg]
SRS2-17	17	29-3/4 [756]	31-5/8 [803]	19 [483]	20 [508]	125 lbs. [57 kg]
SRS2-18	18	31-1/2 [800]	33-3/8 [848]	19 [483]	20 [508]	125 lbs. [57 kg]
SRS2-19	19	33-1/4 [844]	35-1/8 [891]	19 [483]	20 [508]	125 lbs. [57 kg]
SRS2-20	20	35 [889]	36-7/8 [937]	19 [483]	20 [508]	125 lbs. [57 kg]
SRS4-8	8	14 [356]	15-7/8 [404]	19 [483]	20 [508]	250 lbs. [113 kg]
SRS4-9	9	15-3/4 [400]	17-5/8 [448]	19 [483]	20 [508]	250 lbs. [113 kg]
SRS4-10	10	17-1/2 [444]	19-3/8 [492]	19 [483]	20 [508]	250 lbs. [113 kg]
SRS4-11	11	19-1/4 [489]	21-1/8 [536]	19 [483]	20 [508]	250 lbs. [113 kg]
SRS4-12	12	21 [533]	22-7/8 [581]	19 [483]	20 [508]	250 lbs. [113 kg]
SRS4-13	13	22-3/4 [578]	24-5/8 [625]	19 [483]	20 [508]	250 lbs. [113 kg]
SRS4-14	14	24-1/2 [622]	26-3/8 [670]	19 [483]	20 [508]	250 lbs. [113 kg]
SRS4-15	15	26-1/4 [667]	28-1/8 [714]	19 [483]	20 [508]	250 lbs. [113 kg]
SRS4-16	16	28 [711]	29-7/8 [759]	19 [483]	20 [508]	250 lbs. [113 kg]
SRS4-17	17	29-3/4 [756]	31-5/8 [803]	19 [483]	20 [508]	250 lbs. [113 kg]
SRS4-18	18	31-1/2 [800]	33-3/8 [848]	19 [483]	20 [508]	250 lbs. [113 kg]
SRS4-19	19	33-1/4 [844]	35-1/8 [891]	19 [483]	20 [508]	250 lbs. [113 kg]
SRS4-20	20	35 [889]	36-7/8 [937]	19 [483]	20 [508]	250 lbs. [113 kg]

***NOTE:** Middle Atlantic Products recommends adding an additional 2 inches [51mm] for cable clearance

All dimensions in inches unless otherwise noted [Bracketed dimensions in millimeters unless noted]