



PD-5VH



PD-5VT

FEATURES

- Powerful Driver Mounts to Large Format Horns to Deliver Outstanding Sound Reproduction for Music, Public Address and Signaling Systems
- Extended Frequency Response Range for Optimum Intelligibility
- 40-Watt Power Rating
- Environment-Resistant Construction for Indoor/Outdoor Use
- Offered With or Without Transformer

APPLICATIONS

Atlas Sound Models PD-5VH and PD-5VT are versatile 40-watt compression drivers designed for use in conjunction with Atlas Sound large format horns Models CJ-46, BIA-100, DR-Series or other similar equipment. The drivers, which are most commonly used in commercial sound, signaling and public-address systems, provide uniform, extended response and clear, natural sound reproduction in high and mid-range frequencies.

The high-power handling capacity of Models PD-5VH and PD-5VT enables the drivers to penetrate through high-ambient noise levels to deliver superior intelligibility in sizeable listening areas — even under the most demanding conditions. This performance capability makes the units ideal for a variety of applications including: recreational and athletic facilities, arenas, church towers, exhibit and meeting halls, civil defense and government facilities, transportation and storage terminals, factories and warehouses.

Both the PD-5VH and transformer-equipped Model PD-5VT, are environment-resistant for dependable and long-term performance, indoors or outdoors.

GENERAL DESCRIPTION

Models PD-5VH and PD-5VT are similar in performance characteristics. Both are 40-watt drivers with a sound chamber, phasing plug, magnetic-structure components machined to optimum tolerances and a 2" voice coil. The internal components are enclosed within a protective die-cast housing.

Model PD-5VH has an Alnico V-DG magnet which offers maximum temperature stability and optimizes output for yielding the lowest amplifier power requirements. It also provides terminals for matching direct to the 16 ohms voice coil impedance. Model PD-5VT is equipped with a ceramic magnet and includes a built-in, varnish-impregnated, tropic-sealed, multi-tap 70.7 volt line-matching transformer, (also adaptable to 25 volt audio system operation) which offers a selection of terminals for matching to the appropriate impedance and power taps. The PD-5VH offers a plane wave frequency response of 110 - 4,100 Hz (+5dB). The PD-5VT has a plane wave frequency response of 190 - 4,200 Hz (+5dB).

The durable compression drivers mount easily to large format horns that terminate in the standard 1 1/8"-18 male coupling thread. Model PD-5VT is equipped with corrosion-resistant, screw-type, wiring terminals which are protected by a transparent impact-resistant plastic cover. The protective cover also provides strain relief for interconnecting cable. Diaphragms are replaceable with the appropriate equipment. Units are finished in grey, baked epoxy.

SPECIFICATIONS

MODEL	POWER RATING	PLANE WAVE FREQ. RESPONSE	LOW FREQ. LIMIT @ FULL POWER	SOUND LEVEL*	IMPEDANCE	POWER TAPS	VOICE COIL	DIMENSIONS	WEIGHT
PD-5VH	40W	110 - 4,100 Hz (+5dB)	250 Hz	110.7 (avg) 110 - 4,100 Hz (+5dB)	16 (Nom.)	—	2" (5cm)	5 1/8" H x 4 3/8" W	4.10 lbs. (1.9kgs.)
PD-5VT	40W	190 - 4,200 Hz (+5dB)	300 Hz	111.2 (avg) 190 - 4,200 Hz (+5dB)	2K, 1K, 500, 250, 125, 16	70.7V @ 2.5, 5, 10, 20, 40		6 1/8" H x 6 3/8" W	7 lbs. (3.2kgs.)

*Measured on a plane wave tube at 1 mW (See SL2-1411, SL2-1414, or SL2-1418 for sound pressure levels on projector horns being used with these drivers)

Specifications subject to change without notice



1601 JACK MCKAY BLVD. / ENNIS, TEXAS 75119 U.S.A. / TELEPHONE: (800) 876-3333 / FAX (800) 765-3435

ARCHITECT AND ENGINEER SPECIFICATIONS

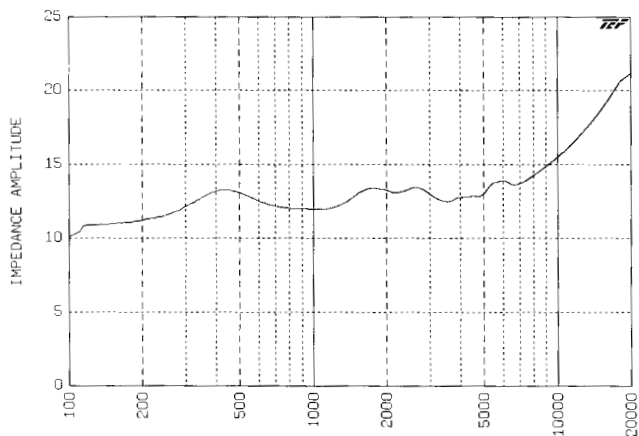
Compression driver unit shall be Atlas Sound Model _____ PD-5VH, PD-5VT or approved equal. Unit shall have a full range power capacity of 40 watts when measured above the low frequency cut-off of the large format horn.

Rated frequency shall be _____ Hz (+5dB) measured on a plane wave tube at 1 mW. Low frequency limit at full power shall be _____ Hz. Voice coil impedance shall be 16 ohms.

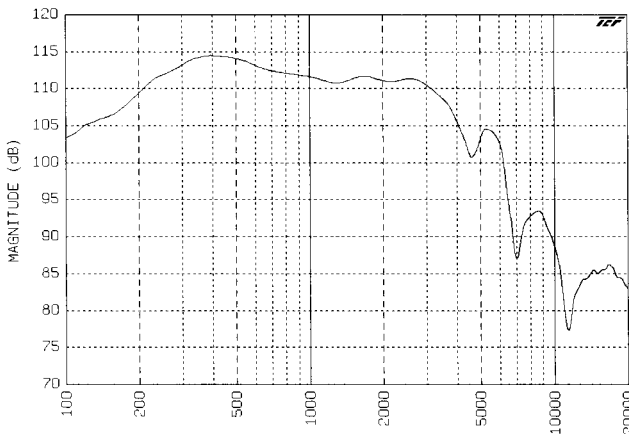
Each driver shall have a sound pressure level output capability of _____ (avg) ± 5 dB.

Non-transformer Model PD-5VH shall have magnet material of temperature-stable Alnico V-DG. Transformer model shall have a ceramic magnet. The compression driver shall have a voice coil of 2" diameter and constructed of cloth-based molded phenolic.

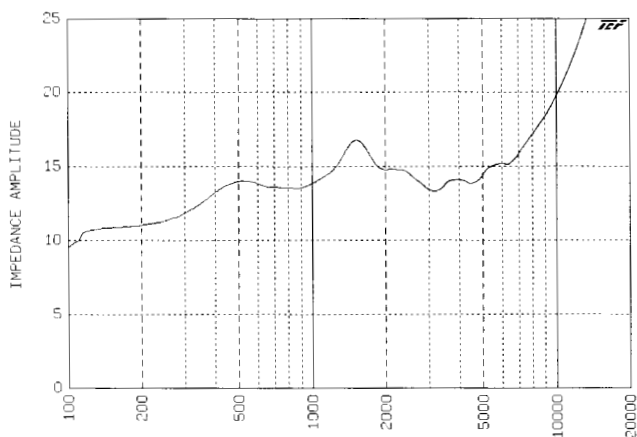
Transformer-equipped Model PD-5VT shall provide selection of power taps (for 70 volt line) of 2.5, 5, 10, 20 and 40 watts. Impedance and power taps shall be clearly identified on screw-terminal board.



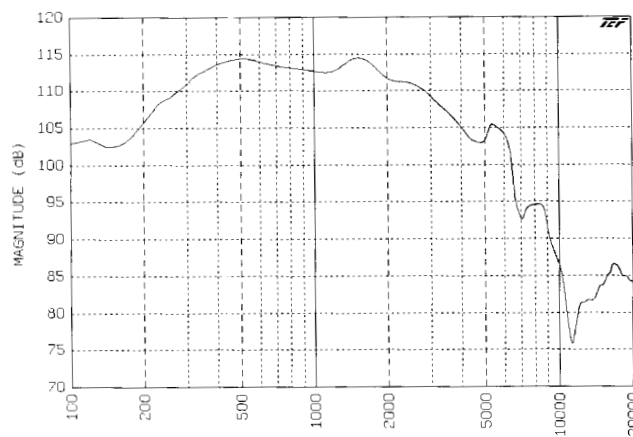
PD-5VH Impedance



PD-5VH Plane Wave Tube Response



PD-5VT Impedance



PD-5VT Plane Wave Tube Response

NOTE: Plane wave tube measurements provide resistive loads to test drivers. Actual frequency response of a driver / horn combination will vary depending on the horn used with the driver. Consult individual horn specification sheet for typical horn frequency response.

Specifications subject to change without notice



1601 JACK MCKAY BLVD. / ENNIS, TEXAS 75119 U.S.A. / TELEPHONE: (800) 876-3333 / FAX (800) 765-3435