

### Models WL183, WL184 and WL185



#### GENERAL

Models WL183, WL184 and WL185 are lavalier electret condenser microphones for use with a wireless bodypack transmitter. Each microphone has a 1.2 meter (4 ft.) cable terminated with a miniature 4-pin connector (TA4F). The furnished tie clip can be rotated in 90° intervals for placement flexibility.

#### APPLICATIONS

**WL183 (Omnidirectional):** General purpose sound reinforcement, recording, or remote monitoring applications. Low handling noise. Pickup angle is 360°.

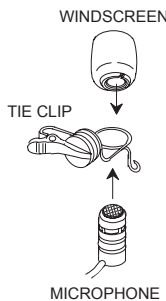
**WL184 (Supercardioid):** Sound reinforcement applications requiring high rejection of ambient noise and narrow pickup angle. Use of windscreen highly recommended. Pickup angle is 115°.

**WL185 (Cardioid):** General purpose sound reinforcement applications requiring good rejection of ambient noise. Use of windscreen highly recommended. Pickup angle is 130°.

#### INSTALLATION

1. Insert the top of the microphone through tie clip loop from below until tie clip loop snaps into place over the lower groove on the microphone. Refer to the following illustration.

2. To install the snap-fit windscreen, press it down on the microphone until it clicks into place inside the upper groove on the microphone. The snap-fit windscreen provides 30 dB of pop protection.



#### NOTE:

- The snap-fit windscreen can be removed by spreading the slot in the plastic snap-fit ring.
- To install the smaller foam windscreen, slip the windscreen over the top of the microphone so that it covers the side slots. The foam windscreen provides 5 to 10 dB of pop protection.

3. Attach the microphone approximately 76 mm to 152 mm (3 to 6 in.) below the neckline.

**NOTE:** Do not cover the microphone with your hand or clothing.

#### CHANGING CARTRIDGES

The WL183, WL184, and WL185 microphones use interchangeable cartridges. To change the cartridge, unscrew it from the microphone base and replace it with one of the replacement cartridges listed below.

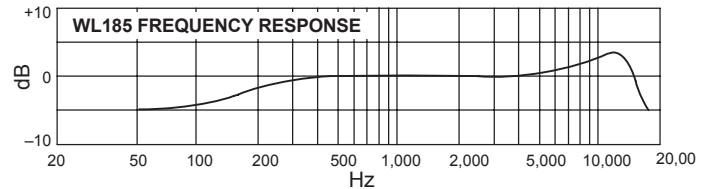
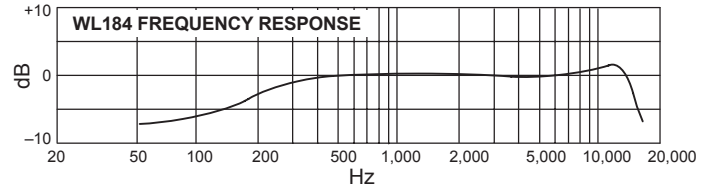
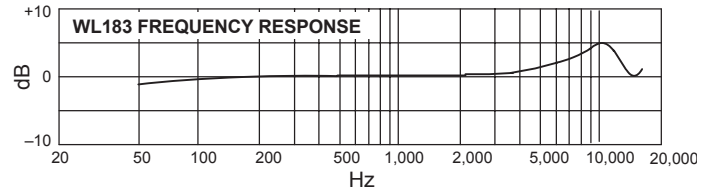
#### REPLACEMENT PARTS AND ACCESSORIES

Omnidirectional Cartridge .....	R183B
Supercardioid Cartridge .....	R184B
Cardioid Cartridge .....	R185B
Snap-fit Windscreens (4) .....	RK183WS
Foam Windscreen (4) .....	RK261WS
Tie Clips (2) .....	RK183T1
Miniature 4-pin Connector .....	WA330

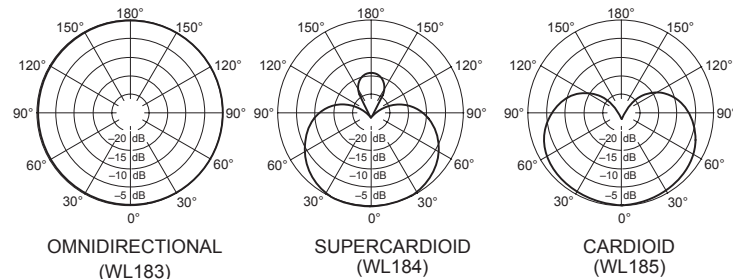
#### SPECIFICATIONS

**Type:** Condenser (electret bias)

**Frequency Response:** 50 to 17,000 Hz



**Polar Patterns (at 1 kHz):** (see below)



**Output Impedance :** 1800 Ω

**Sensitivity (1 Pa = 94 dB SPL):** ..... WL183: -40.0 dBV/Pa

..... WL184: -44.5 dBV/Pa

..... WL185: -45.5 dBV/Pa

**Maximum Sound Pressure Level:** ..... WL183: 125.0 dB SPL

..... WL184: 129.5 dB SPL

..... WL185: 130.5 dB SPL

**Output Noise (A-weighted):** ..... WL183: 22.5 dB SPL

..... WL184: 27.0 dB SPL

..... WL185: 28.0 dB SPL

**Dynamic Range:** 102.5 dB

**Polarity:** Positive pressure on diaphragm produces positive voltage on pins 3 and 4 relative to pin 1.

**Power Requirements:** Regulated nominal +5 Vdc (1.5 Vdc to 10 Vdc) provided at microphone connector pin 2 relative to pin 1 of a Shure wireless microphone transmitter.

