

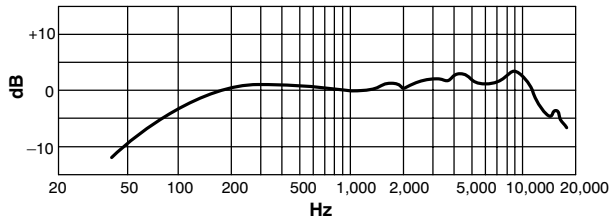
SPECIFICATIONS

Type

Dynamic, Close-Talking

Frequency Response (at 8 mm)

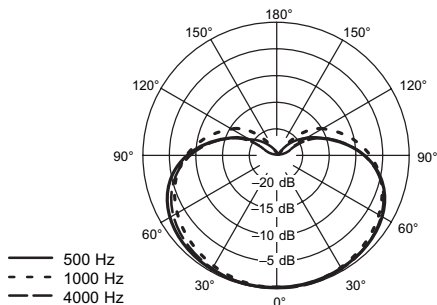
50 to 15,000 Hz



TYPICAL FREQUENCY RESPONSE
FIGURE 6

Polar Pattern

Cardioid (unidirectional) response-uniform with frequency, symmetrical about axis



TYPICAL POLAR PATTERNS
FIGURE 7

Impedance

Rated at 150 ohms (200 ohms actual)

Output Level (close talked* at 1,000 Hz)

Open Circuit Voltage: -67.0 dB/Pa (0.45 m)

. 1Pa = 94 dB SPL

*At 12.5 mm (1/2 inch)

Hum Sensitivity

38.4 dB equivalent SPL in a 1 millioersted field

Polarity

WH20QTR as a wired microphone: Positive sound pressure on diaphragm produces positive voltage on tip with respect to sleeve (ground) of microphone output phone plug connector.

WH20QTR, WH20TQG used with Shure Wireless Systems:

1/4-inch Phone Jack Receiver Outputs: Positive sound pressure on diaphragm produces positive voltage on tip of receiver output connector.

3-pin XLR Receiver Outputs: Positive sound pressure on diaphragm produces positive voltage on pin 2 with respect to pin 3 of low-impedance output connector, and on tip of Aux output connector.

WH20XLR as a wired microphone: Positive sound pressure on diaphragm produces positive voltage on pin 2 with respect to pin 3 of microphone output XLR connector.

Environmental Conditions

Operating Temperatures: -18° to 60° C (0° to 140°F)

Storage Temperatures: -29° to 74°C (-20° to 165°F)

Humidity: 0 to 95%

Cable

Attached 1.22 m (4 ft), small-diameter, shielded, PVC-jacketed, two-conductor.

Cable Connector

WH20QTR: Right-angle 1/4-inch phone plug

WH20TQG: Female 4 pin mini connector (TA4F)

WH20XLR: Three-pin XLR with detachable belt clip

Construction

Black thermoplastic housing; stainless steel grille; black TEFLON®-coated stainless steel wire-frame; flexible plastic-clad monel gooseneck; rubber/nylon elastic headband

Net Weight (including connector)

WH20: 63 g (2.2 oz)

WH20TQG: 63 g (2.2 oz)

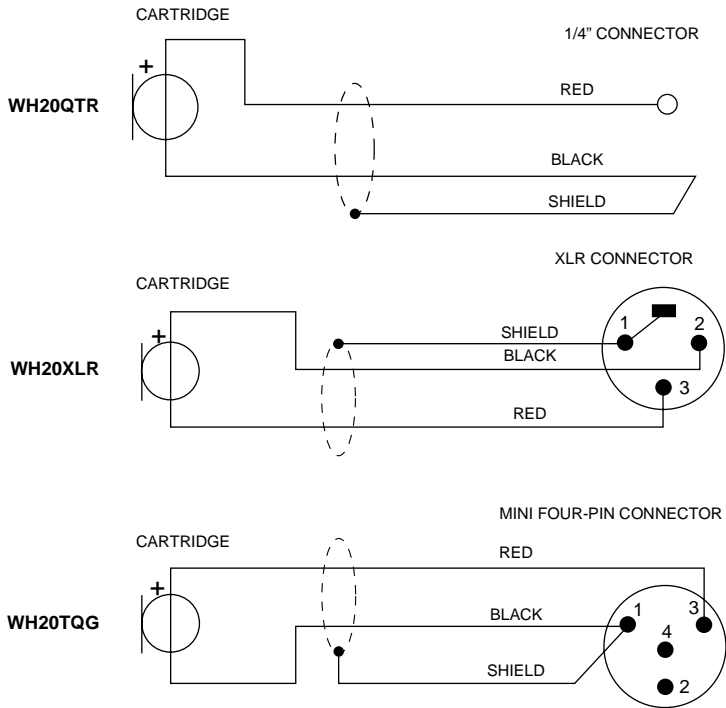
WH20XLR: 98 g (3.5 oz)

CERTIFICATION

Eligible to bear CE Marking. Conforms to European EMC Directive 89/336/EEC. Meets applicable tests and performance criteria in European Standard EN55103 (1996) parts 1 and 2, for residential (E1) and light industrial (E2) environments.

REPLACEMENT PARTS

Cable Connector (for WH20TQG only)	WA330
Connector Belt Clip (for WH20XLR only)	RK200BC
Black Elastic Headband	RK319
Black Elastic Headband and Wireframe	RPM600
Microphone, Cable and Connector Assembly:	
1/4-inch (WH20QTR only)	RPM100
Mini, four pin connector (WH20TQG only)	RPM102
XLR (WH20XLR only)	RPM104
Black Windscreens (2) and Clothing Clip	RK318WS



WIRING DIAGRAMS
FIGURE 8