


# 1215 DUAL CHANNEL 15 BAND EQUALIZER

**dbx**<sup>®</sup>  
PROFESSIONAL PRODUCTS



## VISIONARY DESIGN

The dbx 12 Series were designed to meet the needs of the most demanding sound reinforcement environments, while offering the simplicity of straightforward controls. The 1215 provides standard features like dual channels, 15 2/3 octave bands, ISO frequency centers, +/-12 dB input gain range, and switchable 40Hz/18 dB per octave low-cut filters, but also includes other thoughtful features. These include 45 mm faders; selectable +/-6dB or +/-15dB boost/cut range for precise gain adjustments; XLR, barrier strip, and 1/4" TRS connectors for installation ease; balanced inputs and outputs for quiet operation; and chassis/signal ground lift capabilities for quick hum isolation. The visionary design of the dbx 12 Series makes your job easier.

## REVOLUTIONARY ENGINEERING

The dbx 12 Series Equalizers were precision engineered to provide years of maintenance-free operation in any application. The magnetically isolated transformer, electronically balanced/unbalanced inputs and servo balanced/unbalanced outputs, RF-filtered inputs and outputs, and power-off hard-wire relay bypass with 2 second power up delay were steps our engineers took to ensure compatibility for all installations. Only the best components were utilized, yielding a 10Hz to 50kHz frequency response, greater than 90dB SNR (ref +4dBu), less than 0.005% THD +Noise (1kHz at +4dBu), and interchannel crosstalk of less than -80dB from 20Hz to 20kHz. All this attention to detail is contained in a 2U steel/aluminum chassis. It's no wonder that dbx has been a leader in the industry for over 25 years.

## FEATURES

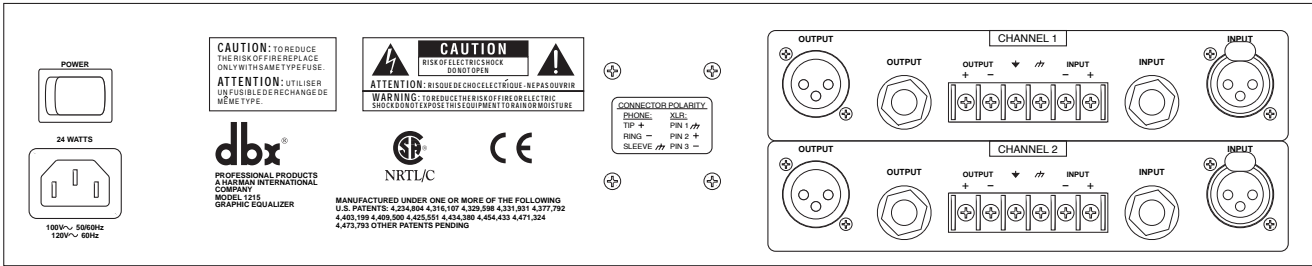
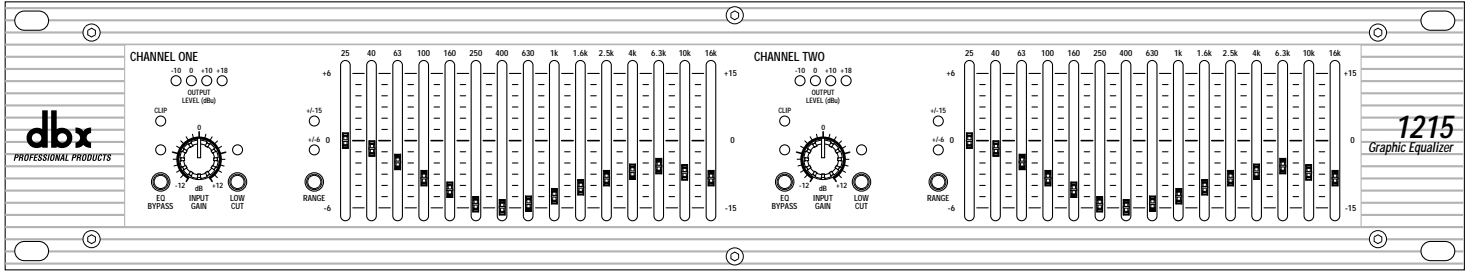
- Switchable Boost/Cut range between  $\pm 6$ dB and  $\pm 15$ dB
- Electronically balanced/unbalanced inputs
- Servo balanced/unbalanced outputs
- RF filtered inputs and outputs
- XLR, Barrier Strip, and 1/4" TRS connectors
- -12dB/+12dB input gain range
- 18dB/octave 40Hz Bessel low-cut filter
- Chassis/signal ground lift capability
- Internal power supply transformer
- Power-off hardwire relay bypass with 2-second power-up delay

8760 S. Sandy Pkwy.  
Sandy, Utah 84070  
Phone (801) 568-7660  
Fax (801) 568-7662  
Int'l Fax (801) 568-7583  
customer@dbxpro.com  
http://www.dbxpro.com

**H** A Harman International Company

# 1215

## DUAL CHANNEL 15 BAND EQUALIZER



### ARCHITECTS' AND ENGINEERS' SPECIFICATIONS

The graphic equalizer shall be a dual 15-band type with frequency centers on standard ISO two-thirds octave frequencies ranging from 25Hz to 16kHz. The boost/cut ranges shall be switchable via recessed front panel switches to either +/-6dB or +/-15dB and the selected range shall be indicated on the front panel by either of two LEDs per channel. Low-noise equalization sliders having a 45mm travel shall be utilized having center detents at 0dB. The equalizer shall have front panel 41-detent rotary input gain controls having a +/-12dB range. Bypassing the equalizer sections of the signal path shall be accomplished via front-panel switches having corresponding LEDs to indicate when each channel is bypassed. A 40Hz low-cut Bessel filter per channel with 18dB/octave slope shall be insertable in the signal path via front panel recessed switches with an LED to indicate when the filter is active. Output levels shall be monitored on four-LED peak-reading bar graphs calibrated to read -10, 0, +10, and +18dBu.

Electronically balanced/unbalanced inputs shall include 1/4" TRS, female XLR, and screw terminal barrier strip, while servo-balanced/unbalanced outputs shall include 1/4" TRS, male XLR, and screw terminal barrier strip shared with the input. A circuit/chassis ground lift jumper per channel shall be strapped across circuit ground and chassis ground screw terminals and shall be removable by the user. Inputs shall be electronically balanced/unbalanced and RF filtered having a nominal input impedance not less than 40kΩ balanced and 20kΩ unbalanced, and shall accept maximum signal levels of not less than +21dBu. Outputs shall be servo-balanced/unbalanced and RF filtered having a nominal output impedance of not more than 200Ω balanced and 100Ω unbalanced, and shall be capable of driving not less than +21dBu into 2kΩ or greater and not less than +20dBm (into 600Ω) continuously.

Frequency response shall be better than 10Hz to 50kHz, +0.5/-3dB. Signal-to-noise ratio shall be greater than 90dB, referenced to +4dBu. THD+Noise shall be less than 0.005% with a 1kHz signal at +4dBu, while interchannel crosstalk shall be lower than -80dB from 20Hz to 20kHz.

The internal power supply shall be constructed using a thermally-fused transformer mounted in a low hum orientation and shall be magnetically isolated from equalizer circuitry by means of a mu-metal shield. The power cord shall be detachable from an international standard IEC 320 power inlet receptacle. Unit shall be constructed to meet or exceed all applicable international safety and regulatory agencies. Domestic unit shall be powered from 100VAC 50/60Hz, 120VAC 60Hz, while international unit shall be powered from 230VAC 50/60Hz. Unit shall consume no more than 24W. Housing shall be of all steel/aluminum construction and shall be rack-mountable in an IEC standard 19" rack and shall occupy a 2U (3.5") rack space. The unit shall be a dbx 1215 Equalizer.

dbx engineers are constantly working to improve the quality of our products. Specifications are, therefore subject to change without notice.

### SPECIFICATIONS

<b>Inputs</b>		<b>Function Switches</b>	
Connectors:	1/4" TRS, female XLR (pin 2 hot), and barrier terminal strip	EQ Bypass:	Bypasses the graphic equalizer section in the signal path
Type:	Electronically balanced/unbalanced, RF filtered	Low Cut (recessed):	Activates the 40Hz 18dB/octave Bessel high-pass filter
Impedance:	Balanced 40kΩ, unbalanced 20kΩ	Range (recessed):	Selects either +/- 6dB or +/- 15dB slider boost/cut range
Max Input Level:	>+21dBu balanced or unbalanced		
CMRR:	>40dB, typically >55dB at 1kHz	<b>Indicators</b>	
<b>Outputs</b>		Output Level:	4-LED bar graph (Green, Green, Yellow, Red) at -10, 0, +10, and +18dBu
Connectors:	1/4" TRS, male XLR (pin 2 hot), and barrier terminal strip	EQ Bypass:	1 LED: red
Type:	Impedance-balanced/unbalanced, RF filtered	Clip:	1 LED: red
Impedance:	Balanced 200Ω, unbalanced 100Ω	Low Cut:	1 LED: red
Max Output Level:	>+21dBu balanced/unbalanced into 2kΩ or greater	+/-6dB:	1 LED: yellow
	>+18dBm balanced/unbalanced (into 600Ω)	+/-15dB:	1 LED: red
<b>System Performance</b>		<b>Power Supply</b>	
Bandwidth:	20Hz to 20kHz, +0.5/-1dB	Operating Voltage:	100VAC 50/60Hz, 120VAC 60Hz, 230VAC 50/60Hz
Frequency Response:	<10Hz to >50kHz, +0.5/-3dB	Power Consumption:	1215 24W; 1231 24W
	+/-15dB range +/-6dB range	Mains Connection:	IEC receptacle
Dynamic Range:	109db 115db	<b>Physical</b>	
Signal-to-Noise:	90db 97db	Dimensions:	1215: 3.5" H X 19" W X 7.9" D (8.9cm x 48.3cm x 20.1cm) 1231: 5.25" H X 19" W X 7.9" D (13.4cm x 48.3cm x 20.1cm)
THD+Noise:	<0.005%	Weight:	1215: 8.5 lbs. 1231: 10.6 lbs.
Interchannel Crosstalk:	<-80dB, 20Hz to 20kHz	Shipping Weight:	1215: 9.5 lbs. 1231: 11.6 lbs.
		Note:	Specifications subject to change.

### FOR MORE INFORMATION CONTACT:

dbx Professional Products  
 8760 S. Sandy Pkwy.  
 Sandy, Utah 84070  
 Phone (801) 568-7660  
 Fax (801) 568-7662  
 Int'l Fax (801) 568-7583  
 customer@dbxpro.com  
 http://www.dbxpro.com

**dbx** ® PROFESSIONAL PRODUCTS