

# Lowell Wall-mount Rack – 19"D

## Description:

The E.I.A. compliant, UL Listed (Standard 1678) sectional wall-mount rack consists of a sturdy steel backbox and mounting section that are boxed separately for convenience (the backbox can be field-installed while the mounting section is loaded with equipment at the shop). The mounting section provides greater than 90° open-swing access for servicing and requires a minimum clearance of 14.18" (plus 1" if optional front door is used). The mounting section mounts to the backbox from the inside using two heavy duty spring-loaded L-pins that are self-seating and positive-locking upon closure, providing fast, secure installation without visible hinging or hardware.

## Features:

- **Mounting Section:** The stability of the L-pin design, combined with the section's fully gusseted corners and triple formed side-to-bottom and side-to-top wrapped design, achieve strength equivalent to 3/16" thick steel for dependable load-bearing support. A roller-closure device allows the mounting section to seat in a closed position without mandatory locking. Includes one-pair of (10-32) adjustable rails that are recessed .625" to allow 1.375" space between equipment knobs and (optional) front door. Also includes integral rails on E.I.A. spacing at top and bottom for mounting and lacing. Vented sides have holes to accommodate mounting an optional fan kit (FW1-KIT).
- **Backbox:** 4.69"D with 16" mounting centers and removable knockout panels at top and bottom. Features 10" x 10" opening to mount over electrical pull boxes and embossed dimples on back plane for installation of board-mounted accessories. Includes two side key-locks that are keyed differently than (optional) front door.
- Heavy-duty load capacity (see model listings)
- PilotPoint™ screws with 5.1 hardness and captive washers (order RSP-series for extra hardware).
- 16-gauge steel with black wrinkle powder epoxy finish.
- Made in U.S.A. with 100% certified U.S. steel

## Options: (order separately)

- **Front Door:** solid steel, fully-vented steel, or steel frame with smoked Plexiglas insert (see LFD-series).
- **Rack Rails:** extra mounting rails can be ordered to support rear of rack-mounted equipment (see RRD-series).

## A&E Specifications:

The E.I.A. Compliant, UL Listed (Standard 1678) welded rack shall be Lowell Model \_\_\_\_\_. The rack shall consist of two parts, a backbox and a mounting section with side vents. The unit shall have overall



Mounting section secures to backbox with internal L-pins.

Removable knockout panels top and bottom.



Side key-locks.

Vented sides include notches to mount optional fan kit (FW1-KIT).

measurements of \_\_\_\_\_"H x 23.06"W x 19.05"D. The mounting section shall be 14.18"D and formed of 16-gauge certified U.S. steel with triple-formed side-to-bottom and side-to-top wrapped construction to achieve strength equivalent to 3/16" thick steel. It shall include one pair of front-to-rear adjustable mounting rails tapped 10-32 (mounting hardware included), integral rails on E.I.A. spacing (top and bottom), and knockouts for BNC style antennae (top and bottom). The mounting section shall attach to the backbox from the inside using two heavy-duty, spring-loaded L-pins that are self-seating and positive locking. The L-pins shall be capable of being moved to the opposite side to change swing orientation if needed. The backbox shall be 4.69"D and formed from 16-gauge certified U.S. steel with keyhole mounting slots on 16" centers. It shall include a 10" x 10" opening for mounting over electrical pull boxes, removable knockout panels (top and bottom), embossed dimples and lacing points on the back plane, and two locks on the 4.69"D side for security between the backbox and the mounting section. Knockout panels shall be equipped with 0.5" knockouts for BNC and compound knockouts for conduit size .75"-.5" and 1.5"-1". The mounting section and backbox shall have a black wrinkle powder epoxy finish.

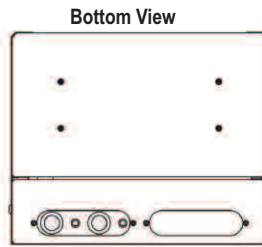
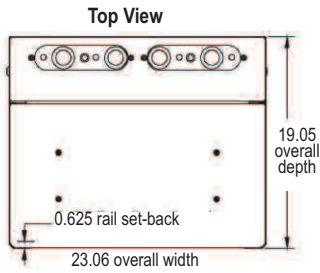
Model No.	Description	Rack Units*	Panel Space	Mtg Section D	Backbox D	Usable D**	Overall H	Overall W	Overall D	Load Capacity
LWR-719	Wall-Mount Rack (sectional)	7	12.38"	14.18"	4.69"	16.00"	18.38"	23.06"	19.05"	125 lbs.
LWR-1019	Wall-Mount Rack (sectional)	10	17.63"	14.18"	4.69"	16.00"	23.63"	23.06"	19.05"	150 lbs.
LWR-1219	Wall-Mount Rack (sectional)	12	21.13"	14.18"	4.69"	16.00"	27.13"	23.06"	19.05"	150 lbs.
LWR-1619	Wall-Mount Rack (sectional)	16	28.13"	14.18"	4.69"	16.00"	34.13"	23.06"	19.05"	200 lbs.
LWR-2119	Wall-Mount Rack (sectional)	21	36.88"	14.18"	4.69"	16.00"	42.88"	23.06"	19.05"	250 lbs.
LWR-2419	Wall-Mount Rack (sectional)	24	42.13"	14.18"	4.69"	16.00"	48.13"	23.06"	19.05"	300 lbs.
LWR-3519	Wall-Mount Rack (sectional)	35	61.38"	14.18"	4.69"	16.00"	67.38"	23.06"	19.05"	300 lbs.
RRD-7	Rack Rails (1-pr)	7								
RRD-10	Rack Rails (1-pr)	10								
RRD-12	Rack Rails (1-pr)	12								
RRD-16	Rack Rails (1-pr)	16								
RRD-21	Rack Rails (1-pr)	21								
RRD-24	Rack Rails (1-pr)	24								
RRD-35	Rack Rails (1-pr)	35								

\* One rack unit (RU or U) = 1.75"

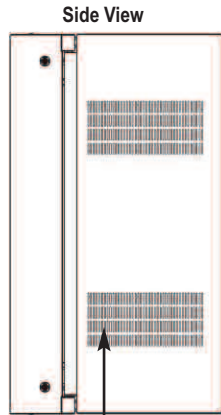
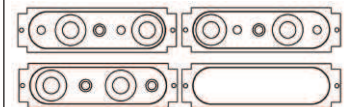
\*\* Usable depth is 16" allowing partial extension of equipment into backbox.

# Lowell Wall-mount Rack – 19"D

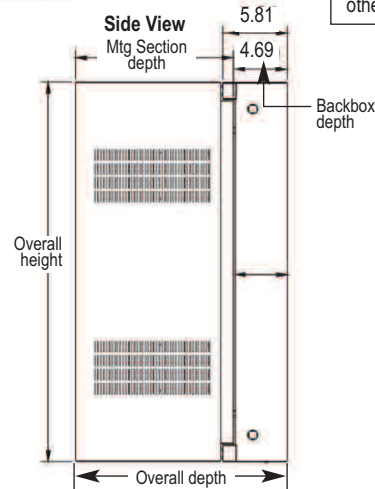
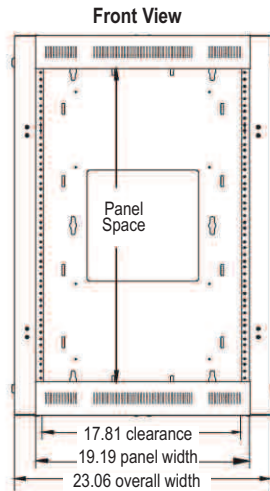
## Mounting Section with Backbox.



**KNOCKOUT PANELS:**  
Top panels have .5" knockouts for wireless antennae and .75"-.5" and 1.5"-1" knockouts for conduit.  
On the bottom, one panel has .75"-.5" and 1.5"-1" knockouts for conduit; the other is a blank project panel.

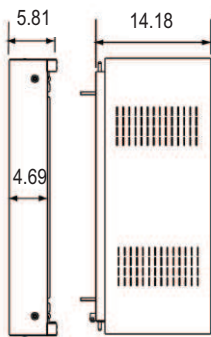


Vented sides have notches to mount optional fan kit (FW1-KIT).

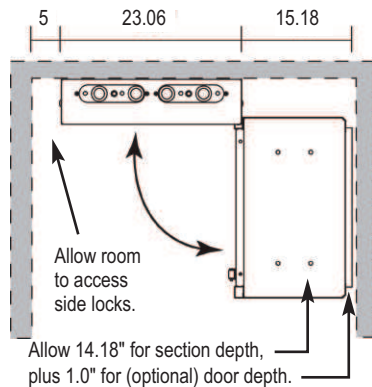


Mounting section secures to backbox with spring-loaded L-pins that can be moved to change swing orientation.

**SIDE DETAIL.**



**CORNER INSTALL DETAIL.**



Removable knockout panels top and bottom.

.5" knockouts for BNC wireless antennae, top and bottom.

10 x 10 opening

Side key-locks.

Integral top and bottom rails for mounting or lacing.

Adjustable front mounting rails.

Embossed dimples and lacing points on back plane allow flush installation of board-mounted accessories.

All measurements are inches.